

**G** **KIT PER ALBERI EQUILBRATORI MOTORI**  
BMW MINI



**GO** CODE **713**  
T con 5 pz.  
kg 2,3 kg

**BMW** Serie 1 (E81/82/87/88), Serie 3 (E46), Serie 3  
**MINI** Mini (R56/R57) One, Mini (R56/R57) Cooper, Clubman (R55) One, Clubman (R55) Cooper



Per ulteriori APPLICAZIONI consultare il THE**TOOL**FINDER™

1.0	1.1	1.2	1.3	1.4	1.5	1.6	1.7	1.8	1.9
2.0	2.1	2.2	2.3	2.4	2.5	2.6	2.7	2.8	2.9
3.0	3.1	3.2	3.3	3.4	3.5	3.6	3.7	3.8	3.9
4.0	4.1	4.2	4.3	4.4	4.5	4.6	4.7	4.8	4.9

**G** **KIT FASATURA ADATTABILE A MOTORI**  
BMW



**GO** CODE **744**  
T con 6 pz.  
kg 2,7 kg

**BMW** Serie 1 (E81/82/87/88), Serie 3 (E46), Serie 3 (E90/91/92/93)



Per ulteriori APPLICAZIONI consultare il THE**TOOL**FINDER™

1.0	1.1	1.2	1.3	1.4	1.5	1.6	1.7	1.8	1.9
2.0	2.1	2.2	2.3	2.4	2.5	2.6	2.7	2.8	2.9
3.0	3.1	3.2	3.3	3.4	3.5	3.6	3.7	3.8	3.9
4.0	4.1	4.2	4.3	4.4	4.5	4.6	4.7	4.8	4.9

**G** **KIT FASATURA ADATTABILE A MOTORI**  
BMW MINI



**GO** CODE **706**  
T con 6 pz.  
kg 1,3 kg

**BMW** Serie 1, Serie 2 Coupe, Serie 3, Serie 3 Gran Turismo, Serie 4 Cabriolet, Serie 4 Coupe, Serie 4 Gran Coupe, Serie 5, Serie 5 Gran Turismo, Serie 6, Serie 6 Gran Coupe, Serie 7, X1, X3, X4, X5, X6  
**MINI** Clubman, Clubvan, Countryman, Coupe, Mini, Paceman, Roadster



Per ulteriori APPLICAZIONI consultare il THE**TOOL**FINDER™

1.0	1.1	1.2	1.3	1.4	1.5	1.6	1.7	1.8	1.9
2.0	2.1	2.2	2.3	2.4	2.5	2.6	2.7	2.8	2.9
3.0	3.1	3.2	3.3	3.4	3.5	3.6	3.7	3.8	3.9
4.0	4.1	4.2	4.3	4.4	4.5	4.6	4.7	4.8	4.9

**G** **KIT FASATURA ADATTABILE A MOTORI**  
BMW



**GO** CODE **737**  
T con 11 pz.  
kg 4,3 kg

**BMW** Serie 3, Z3, Serie 5, Z4, X3, 7 Series, X5



Per ulteriori APPLICAZIONI consultare il THE**TOOL**FINDER™

1.0	1.1	1.2	1.3	1.4	1.5	1.6	1.7	1.8	1.9
2.0	2.1	2.2	2.3	2.4	2.5	2.6	2.7	2.8	2.9
3.0	3.1	3.2	3.3	3.4	3.5	3.6	3.7	3.8	3.9
4.0	4.1	4.2	4.3	4.4	4.5	4.6	4.7	4.8	4.9

**G KIT PER ALBERI EQUILIBRATORI MOTORI**  
**BMW >05/2013**



**GO** CODE **723**  
 T con 2 pz.  
 kg 3,5 kg

**BMW** Serie 1 (E81/82/87/88), Serie 1 (F20/21), Serie 2 Coupe (F22), Serie 3 (E90/91/92/93), Serie 3 (F30/31), Serie 3 Gran Turismo (F34), Serie 4 Cabriolet (F33), Serie 4 Coupe (F32), Serie 4 Gran Coupe (F36), Serie 5 (E60/61), Serie 5 (F10/11), Serie 5 Gran Turismo (F07), X1 (E84), X3 (E83), X3 (F25), X5 (F15)

**G KIT FASATURA ADATTABILE A MOTORI**  
**MINI**



**GO** CODE **855**  
 T con 9 pz.  
 kg 2,5 kg

**MINI** Cooper, Cooper S, Cooper S J.C.W., One



Per ulteriori APPLICAZIONI consultare il **THE TOOLFINDER™**

1.0	1.1	1.2	1.3	1.4	1.5	1.6	1.7	1.8	1.9
2.0	2.1	2.2	2.3	2.4	2.5	2.6	2.7	2.8	2.9
3.0	3.1	3.2	3.3	3.4	3.5	3.6	3.7	3.8	3.9
4.0	4.1	4.2	4.3	4.4	4.5	4.6	4.7	4.8	4.9



Per ulteriori APPLICAZIONI consultare il **THE TOOLFINDER™**

1.0	1.1	1.2	1.3	1.4	1.5	1.6	1.7	1.8	1.9
2.0	2.1	2.2	2.3	2.4	2.5	2.6	2.7	2.8	2.9
3.0	3.1	3.2	3.3	3.4	3.5	3.6	3.7	3.8	3.9
4.0	4.1	4.2	4.3	4.4	4.5	4.6	4.7	4.8	4.9

**G KIT FASATURA ADATTABILE A MOTORI**  
**BMW**



**GO** CODE **769**  
 T con 7 pz.  
 kg 2,3 kg

**BMW** Serie 1, Serie 3, X3, Z4

**G KIT FASATURA ADATTABILE A MOTORI**  
**MINI**



**GO** CODE **701**  
 T con 10 pz.  
 kg 2,3 kg

**MINI** Mini (R56/57) One, Mini (R56/57) One/First, Mini (R56/57) Cooper, Mini (R56/57) Cooper S



Per ulteriori APPLICAZIONI consultare il **THE TOOLFINDER™**

1.0	1.1	1.2	1.3	1.4	1.5	1.6	1.7	1.8	1.9
2.0	2.1	2.2	2.3	2.4	2.5	2.6	2.7	2.8	2.9
3.0	3.1	3.2	3.3	3.4	3.5	3.6	3.7	3.8	3.9
4.0	4.1	4.2	4.3	4.4	4.5	4.6	4.7	4.8	4.9



Per ulteriori APPLICAZIONI consultare il **THE TOOLFINDER™**

1.0	1.1	1.2	1.3	1.4	1.5	1.6	1.7	1.8	1.9
2.0	2.1	2.2	2.3	2.4	2.5	2.6	2.7	2.8	2.9
3.0	3.1	3.2	3.3	3.4	3.5	3.6	3.7	3.8	3.9
4.0	4.1	4.2	4.3	4.4	4.5	4.6	4.7	4.8	4.9

follow us on **YouTube**



**G** BLOCCA ALBERO MOTORE ADATTABILE A  
BMW <04/2013



**GO** CODE **792**  
T con 1 pz.  
kg 0,4 kg

**BMW** Serie 1, Serie 2 Coupe, Serie 3, Serie 3 Gran Turismo, Serie 4 Cabriolet, Serie 4 Coupe, Serie 4 Gran Coupe, Serie 5, Serie 5 Gran Turismo, Serie 6, Serie 6 Gran Coupe, Serie 7, X1, X3, X4, X5, X6

**G** KIT FASATURA ADATTABILE A MOTORI  
MINI



**GO** CODE **793**  
T con 10 pz.  
kg 0,3 kg

**MINI** Clubman, Mini W16 D16 (9HZ)



Per ulteriori APPLICAZIONI consultare il THE**TOOL**FINDER™


1.0	1.1	1.2	1.3	1.4	1.5	1.6	1.7	1.8	1.9
2.0	2.1	2.2	2.3	2.4	2.5	2.6	2.7	2.8	2.9
3.0	3.1	3.2	3.3	3.4	3.5	3.6	3.7	3.8	3.9
4.0	4.1	4.2	4.3	4.4	4.5	4.6	4.7	4.8	4.9



Per ulteriori APPLICAZIONI consultare il THE**TOOL**FINDER™

1.0	1.1	1.2	1.3	1.4	1.5	1.6	1.7	1.8	1.9
2.0	2.1	2.2	2.3	2.4	2.5	2.6	2.7	2.8	2.9
3.0	3.1	3.2	3.3	3.4	3.5	3.6	3.7	3.8	3.9
4.0	4.1	4.2	4.3	4.4	4.5	4.6	4.7	4.8	4.9

**G** KIT FASATURA ADATTABILE A MOTORI  
BMW



**GO** CODE **795**  
T con 10 pz.  
kg 0,4 kg

**BMW** Serie 1, Serie 2 Coupe, Serie 3, Serie 3 Gran Turismo, Serie 4 Cabriolet, Serie 4 Coupe, Serie 4 Gran Coupe, Serie 5, Serie 5 Gran Turismo, Serie 6, Serie 6 Gran Coupe, Serie 7, X1, X3, X4, X5, X6

**G** KIT FASATURA ADATTABILE A MOTORI  
BMW



**GO** CODE **731**  
T con 11 pz.  
kg 2,2 kg

**BMW** Serie 1, Serie 2 Cabriolet, Serie 2 Coupe, Serie 3, Serie 3 Gran Turismo, Serie 4 Cabriolet, Serie 4 Coupe, Serie 4 Gran Coupe, Serie 5, X1, X3, X4, Z4



Per ulteriori APPLICAZIONI consultare il THE**TOOL**FINDER™

1.0	1.1	1.2	1.3	1.4	1.5	1.6	1.7	1.8	1.9
2.0	2.1	2.2	2.3	2.4	2.5	2.6	2.7	2.8	2.9
3.0	3.1	3.2	3.3	3.4	3.5	3.6	3.7	3.8	3.9
4.0	4.1	4.2	4.3	4.4	4.5	4.6	4.7	4.8	4.9



Per ulteriori APPLICAZIONI consultare il THE**TOOL**FINDER™

1.0	1.1	1.2	1.3	1.4	1.5	1.6	1.7	1.8	1.9
2.0	2.1	2.2	2.3	2.4	2.5	2.6	2.7	2.8	2.9
3.0	3.1	3.2	3.3	3.4	3.5	3.6	3.7	3.8	3.9
4.0	4.1	4.2	4.3	4.4	4.5	4.6	4.7	4.8	4.9

**G KIT FASATURA ADATTABILE A MOTORI**  
**BMW | LAND ROVER | MG | ROVER**



**GO** CODE **742**  
 con 8 pz.  
 1,2 kg

<b>BMW</b>	Serie 3, Serie 5, Serie 1, X3, 7 Series, X5, X6
<b>LAND ROVER</b>	Freelander, Range Rover
<b>MG</b>	ZT/ZFT
<b>ROVER</b>	75

**G KIT FASATURA ADATTABILE A MOTORI**  
**BMW**



**GO** CODE **743**  
 con 2 pz.  
 0,2 kg

<b>BMW</b>	Serie 1, Serie 3, Serie 5, Serie 7, X3, X5, X6
------------	------------------------------------------------



Per ulteriori APPLICAZIONI consultare il **THE TOOLFINDER™**

1.0	1.1	1.2	1.3	1.4	1.5	1.6	1.7	1.8	1.9
2.0	2.1	2.2	2.3	2.4	2.5	2.6	2.7	2.8	2.9
3.0	3.1	3.2	3.3	3.4	3.5	3.6	3.7	3.8	3.9
4.0	4.1	4.2	4.3	4.4	4.5	4.6	4.7	4.8	4.9



Per ulteriori APPLICAZIONI consultare il **THE TOOLFINDER™**

1.0	1.1	1.2	1.3	1.4	1.5	1.6	1.7	1.8	1.9
2.0	2.1	2.2	2.3	2.4	2.5	2.6	2.7	2.8	2.9
3.0	3.1	3.2	3.3	3.4	3.5	3.6	3.7	3.8	3.9
4.0	4.1	4.2	4.3	4.4	4.5	4.6	4.7	4.8	4.9

**G PIASTRA FASATURA ADATTABILE A MOTORI**  
**BMW**



**GO** CODE **747**  
 con 1 pz.  
 1,1 kg

<b>BMW</b>	Serie 3, Serie 5, Z3, Z4, X3, 7 Series, X5
------------	--------------------------------------------



Per ulteriori APPLICAZIONI consultare il **THE TOOLFINDER™**

1.0	1.1	1.2	1.3	1.4	1.5	1.6	1.7	1.8	1.9
2.0	2.1	2.2	2.3	2.4	2.5	2.6	2.7	2.8	2.9
3.0	3.1	3.2	3.3	3.4	3.5	3.6	3.7	3.8	3.9
4.0	4.1	4.2	4.3	4.4	4.5	4.6	4.7	4.8	4.9

**G KIT FASATURA ADATTABILE A MOTORI**  
**BMW**



**GO** CODE **710**  
 con 4 pz.  
 2 kg

<b>BMW</b>	Serie 5, Serie 6, Serie 7, X5
------------	-------------------------------



Per ulteriori APPLICAZIONI consultare il **THE TOOLFINDER™**

1.0	1.1	1.2	1.3	1.4	1.5	1.6	1.7	1.8	1.9
2.0	2.1	2.2	2.3	2.4	2.5	2.6	2.7	2.8	2.9
3.0	3.1	3.2	3.3	3.4	3.5	3.6	3.7	3.8	3.9
4.0	4.1	4.2	4.3	4.4	4.5	4.6	4.7	4.8	6.0

**G** KIT FASATURA ADATTABILE A MOTORI  
**BMW**



**GO** CODE **724**  
T con 7 pz.  
kg 4 kg

**BMW** Serie 1: 116i, 118i, 120i (E81/82/87/88), Serie 3: 316i, 318i, 320i (E90/91/92/93), Serie 5: 520i (E60/61)



Per ulteriori APPLICAZIONI consultare il THE**TOOL**FINDER™

1.0	1.1	1.2	1.3	1.4	1.5	1.6	1.7	1.8	1.9
2.0	2.1	2.2	2.3	2.4	2.5	2.6	2.7	2.8	2.9
3.0	3.1	3.2	3.3	3.4	3.5	3.6	3.7	3.8	3.9
4.0	4.1	4.2	4.3	4.4	4.5	4.6	4.7	4.8	4.9

**G** KIT FASATURA ADATTABILE A MOTORI  
**BMW** **MINI**



**GO** CODE **865**  
T con 17 pz.  
kg 6,2 kg

**BMW** Serie 1, Serie 2 Active Tourer, Serie 2 Cabriolet, Serie 2 Coupe, Serie 2 Gran Tourer, Serie 3, Serie 4 Coupe, Serie 4 Gran Coupe, i8, X1, X2, X3



Per ulteriori APPLICAZIONI consultare il THE**TOOL**FINDER™

1.0	1.1	1.2	1.3	1.4	1.5	1.6	1.7	1.8	1.9
2.0	2.1	2.2	2.3	2.4	2.5	2.6	2.7	2.8	2.9
3.0	3.1	3.2	3.3	3.4	3.5	3.6	3.7	3.8	3.9
4.0	4.1	4.2	4.3	4.4	4.5	4.6	4.7	4.8	4.9

**G** KIT FASATURA ADATTABILE A MOTORI  
**BMW**



**GO** CODE **861**  
T con 10 pz.  
kg 6,6 kg

**BMW** Serie 1, Serie 3, Serie 5, Serie 6, Serie 7, X1, X3, X5, X6, Z4



Per ulteriori APPLICAZIONI consultare il THE**TOOL**FINDER™

1.0	1.1	1.2	1.3	1.4	1.5	1.6	1.7	1.8	1.9
2.0	2.1	2.2	2.3	2.4	2.5	2.6	2.7	2.8	2.9
3.0	3.1	3.2	3.3	3.4	3.5	3.6	3.7	3.8	3.9
4.0	4.1	4.2	4.3	4.4	4.5	4.6	4.7	4.8	4.9

**G** **ATTREZZO FASATURA ADATTABILE A MOTORI**

**BMW**

**MINI**



**GO** CODE **867**

**T** con 1 pz.

**kg** 2,12 kg

**BMW** Serie 1, Serie 2, Serie 3, Serie 4, Serie 5, X1, X3, X4, X5 (2013-)

**MINI** Clubman, Clubvan, Convertible, Mini Hatch, Paceman (2013-)

**G** **KIT FASATURA ADATTABILE A MOTORI**

**BMW**

**MINI**



**GO** CODE **870**

**T** con 7 pz.

**kg** 0,76 kg

**BMW** Serie 1, Serie 2 Active Tourer, Serie 2 Cabriolet, 2 Series Coupe, Serie 2 Gran Tourer, Serie 3, Serie 3 Gran Turismo, Serie 4 Cabriolet, Serie 4 Coupe, Serie 4 Gran Coupe, Serie 5, X1, X3, X4, X5

**MINI** Clubman, Convertible, Mini Hatch



Per ulteriori **APPLICAZIONI** consultare il **THE TOOLFINDER™**

1.0	1.1	1.2	1.3	1.4	1.5	1.6	1.7	1.8	1.9
<b>2.0</b>	2.1	2.2	2.3	2.4	2.5	2.6	2.7	2.8	2.9
3.0	3.1	3.2	3.3	3.4	3.5	3.6	3.7	3.8	3.9
4.0	4.1	4.2	4.3	4.4	4.5	4.6	4.7	4.8	4.9



Per ulteriori **APPLICAZIONI** consultare il **THE TOOLFINDER™**

1.0	1.1	1.2	1.3	1.4	<b>1.5</b>	1.6	1.7	1.8	1.9
<b>2.0</b>	2.1	2.2	2.3	2.4	2.5	2.6	2.7	2.8	2.9
3.0	3.1	3.2	3.3	3.4	3.5	3.6	3.7	3.8	3.9
4.0	4.1	4.2	4.3	4.4	4.5	4.6	4.7	4.8	4.9

**G** **ATTREZZO BLOCCAGGIO ALBERO MOTORE**

**BMW**

**MINI**



**NEW**

INTEGRATIVO  
PER **GO706**

**GO** CODE **777**

**T** con 1 pz.

**kg** 0,5 kg

**BMW** 1 Series, 2 Series Coupe, 3 Series, 3 Series Gran Turismo, 4 Series Cabriolet, 4 Series Coupe, 4 Series Gran Coupe, 5 Series, 5 Series Gran Turismo, X1, X3

**MINI** Clubman, Clubvan, Countryman, Coupe, Mini, Paceman, Roadster




Per ulteriori **APPLICAZIONI** consultare il **THE TOOLFINDER™**

1.0	1.1	1.2	1.3	1.4	1.5	<b>1.6</b>	1.7	1.8	1.9
<b>2.0</b>	2.1	2.2	2.3	2.4	2.5	2.6	2.7	2.8	2.9
3.0	3.1	3.2	3.3	3.4	3.5	3.6	3.7	3.8	3.9
4.0	4.1	4.2	4.3	4.4	4.5	4.6	4.7	4.8	4.9



**G** KIT FASATURA ADATTABILE A MOTORI  
**FCA**



**GO** CODE **786**  
T con 8 pz.  
kg 1,4 kg

**ALFA** Mito, Giulietta

**FIAT** 500/500C, Panda/Panda Classic, Punto, Brava, Bravo, Marea, Marea Weekend/Marengo, Idea, Tipo Palio Weekend, Punto/Punto Classic, Stilo, Ritmo, Doblo, Doblo Cargo, Grande Punto, Linea, 500L, 500X, Tipo


**LANCIA** Ypsilon, Musa, Delta



Per ulteriori APPLICAZIONI consultare il **THE TOOLFINDER™**

1.0	1.1	1.2	1.3	1.4	1.5	1.6	1.7	1.8	1.9
2.0	2.1	2.2	2.3	2.4	2.5	2.6	2.7	2.8	2.9
3.0	3.1	3.2	3.3	3.4	3.5	3.6	3.7	3.8	3.9
4.0	4.1	4.2	4.3	4.4	4.5	4.6	4.7	4.8	4.9

**G** KIT FASATURA ADATTABILE A MOTORI  
**FCA**



**GO** CODE **735**  
T con 5 pz.  
kg 1,2 kg

**FIAT** Punto, Brava, Bravo, Marea, Marea Weekend/Marengo, Idea, Palio Weekend, Punto/Punto Classic, Stilo, 500L, Doblo, Doblo

**LANCIA** Ypsilon, Musa



Per ulteriori APPLICAZIONI consultare il **THE TOOLFINDER™**

1.0	1.1	1.2	1.3	1.4	1.5	1.6	1.7	1.8	1.9
2.0	2.1	2.2	2.3	2.4	2.5	2.6	2.7	2.8	2.9
3.0	3.1	3.2	3.3	3.4	3.5	3.6	3.7	3.8	3.9
4.0	4.1	4.2	4.3	4.4	4.5	4.6	4.7	4.8	4.9

**G** CHIAVE TENDICINGHIA  
**FIAT**



**GO** CODE **859**  
T con 1 pz.  
kg 0,1 kg

Diametro: Ø2.5 mm



**G** CHIAVE TENDICINGHIA  
**FIAT**




**GO** CODE **756**  
T con 1 pz.  
kg 0,1 kg

Diametro: Ø2 mm



**G** KIT FASATURA ADATTABILE A MOTORI  
**ALFA**



**GO** CODE **736**  
T con 2 pz.  
kg 0,3 kg

**ALFA** 147



Per ulteriori APPLICAZIONI consultare il **THE TOOLFINDER™**

1.0	1.1	1.2	1.3	1.4	1.5	1.6	1.7	1.8	1.9
2.0	2.1	2.2	2.3	2.4	2.5	2.6	2.7	2.8	2.9
3.0	3.1	3.2	3.3	3.4	3.5	3.6	3.7	3.8	3.9
4.0	4.1	4.2	4.3	4.4	4.5	4.6	4.7	4.8	4.9

**G** KIT FASATURA ADATTABILE A MOTORI  
ALFA



**GO** CODE **754**

**T** con 6 pz.

**kg** 0,6 kg

**ALFA** GTV, Spider, 156, 145, 146, 147, 166, 155

**G** KIT FASATURA ADATTABILE A MOTORI  
ALFA



**GO** CODE **760**

**T** con 4 pz.

**kg** 0,4 kg

**ALFA** 156, GT, GTV, Spider



Per ulteriori APPLICAZIONI consultare il **THE TOOLFINDER™**

1.0	1.1	1.2	1.3	1.4	1.5	1.6	1.7	1.8	1.9
2.0	2.1	2.2	2.3	2.4	2.5	2.6	2.7	2.8	2.9
3.0	3.1	3.2	3.3	3.4	3.5	3.6	3.7	3.8	3.9
4.0	4.1	4.2	4.3	4.4	4.5	4.6	4.7	4.8	4.9



Per ulteriori APPLICAZIONI consultare il **THE TOOLFINDER™**

1.0	1.1	1.2	1.3	1.4	1.5	1.6	1.7	1.8	1.9
2.0	2.1	2.2	2.3	2.4	2.5	2.6	2.7	2.8	2.9
3.0	3.1	3.2	3.3	3.4	3.5	3.6	3.7	3.8	3.9
4.0	4.1	4.2	4.3	4.4	4.5	4.6	4.7	4.8	4.9

**G** KIT FASATURA ADATTABILE A MOTORI  
ALFA



**GO** CODE **875**

**T** con 4 pz.

**kg** 0,5 kg

**ALFA** Giulia, Stelvio

**G** KIT FASATURA ADATTABILE A MOTORI  
FCA PSA FORD



**GO** CODE **758**

**T** con 16 pz.

**kg** 5,6 kg

**FIAT** Ducato  
**IVECO** Daily, Massif, Campagnola  
**PEUGEOT** Boxer III  
**CITROËN** Relay/Jumper III  
**FORD** Transit



Per ulteriori APPLICAZIONI consultare il **THE TOOLFINDER™**

1.0	1.1	1.2	1.3	1.4	1.5	1.6	1.7	1.8	1.9
2.0	2.1	2.2	2.3	2.4	2.5	2.6	2.7	2.8	2.9
3.0	3.1	3.2	3.3	3.4	3.5	3.6	3.7	3.8	3.9
4.0	4.1	4.2	4.3	4.4	4.5	4.6	4.7	4.8	4.9



Per ulteriori APPLICAZIONI consultare il **THE TOOLFINDER™**

1.0	1.1	1.2	1.3	1.4	1.5	1.6	1.7	1.8	1.9
2.0	2.1	2.2	2.3	2.4	2.5	2.6	2.7	2.8	2.9
3.0	3.1	3.2	3.3	3.4	3.5	3.6	3.7	3.8	3.9
4.0	4.1	4.2	4.3	4.4	4.5	4.6	4.7	4.8	4.9



**G** KIT FASATURA ADATTABILE A MOTORI  
FCA



**GO** CODE **752**  
T con 9 pz.  
kg 1,7 kg

- ALFA** Mito
- FIAT** 500/500C, Grande Punto, Panda, Panda/Panda Classic, Punto, Punto Evo, Palio, Palio Weekend, Punto/Punto Classic, Strada Pickup, Doblo, Doblo Cargo, Fiorino, Idea, Linea, Qubo
- LANCIA** Ypsilon, Musa



Per ulteriori APPLICAZIONI consultare il THE**TOOL**FINDER™

1.0	1.1	1.2	1.3	1.4	1.5	1.6	1.7	1.8	1.9
2.0	2.1	2.2	2.3	2.4	2.5	2.6	2.7	2.8	2.9
3.0	3.1	3.2	3.3	3.4	3.5	3.6	3.7	3.8	3.9
4.0	4.1	4.2	4.3	4.4	4.5	4.6	4.7	4.8	4.9

**G** KIT FASATURA ADATTABILE A MOTORI  
FCA



**GO** CODE **738**  
T con 5 pz.  
kg 2 kg

- FIAT** Palio Weekend, Brava, Bravo, Marea, Marea Weekend/Marengo, Multipla, Doblo, Doblo Cargo, Stilo
- LANCIA** Dedra, Delta, Lybra



Per ulteriori APPLICAZIONI consultare il THE**TOOL**FINDER™

1.0	1.1	1.2	1.3	1.4	1.5	1.6	1.7	1.8	1.9
2.0	2.1	2.2	2.3	2.4	2.5	2.6	2.7	2.8	2.9
3.0	3.1	3.2	3.3	3.4	3.5	3.6	3.7	3.8	3.9
4.0	4.1	4.2	4.3	4.4	4.5	4.6	4.7	4.8	4.9

**G** KIT FASATURA ADATTABILE A MOTORI  
FCA



**GO** CODE **772**  
T con 7 pz.  
kg 1 kg

- ALFA** Giulietta, Mito
- FIAT** Punto, Punto Evo, 500X
- JEEP** Compass



Per ulteriori APPLICAZIONI consultare il THE**TOOL**FINDER™

1.0	1.1	1.2	1.3	1.4	1.5	1.6	1.7	1.8	1.9
2.0	2.1	2.2	2.3	2.4	2.5	2.6	2.7	2.8	2.9
3.0	3.1	3.2	3.3	3.4	3.5	3.6	3.7	3.8	3.9
4.0	4.1	4.2	4.3	4.4	4.5	4.6	4.7	4.8	4.9

**G** KIT FASATURA ADATTABILE A MOTORI  
FCA



**GO** CODE **780**  
T con 6 pz.  
kg 3 kg

- ALFA** Mito
- FIAT** 500/500C, Panda, Punto, 500L/500L Living/500L MPW
- LANCIA** Ypsilon



Per ulteriori APPLICAZIONI consultare il THE**TOOL**FINDER™

0.9	1.1	1.2	1.3	1.4	1.5	1.6	1.7	1.8	1.9
2.0	2.1	2.2	2.3	2.4	2.5	2.6	2.7	2.8	2.9
3.0	3.1	3.2	3.3	3.4	3.5	3.6	3.7	3.8	3.9
4.0	4.1	4.2	4.3	4.4	4.5	4.6	4.7	4.8	4.9

**G** KIT FASATURA ADATTABILE A MOTORI  
FCA



**GO** CODE **703**  
T con 10 pz.  
kg 2,2 kg

- ALFA** 147, 156, Mito, 145, 146, 166, Crosswagon, GT, 159, Brera, Spider, Giulietta
- FIAT** 500/500C, Panda/Panda Classic, Brava, Bravo, Marea, Marea Weekend/Marengo, Multipla, Doblo, Doblo Cargo, Palio Weekend, Punto/Punto Classic, Strada Pick-up, Idea, Stilo, Ritmo, Doblo Work Up, Linea, Fiorino, Grande Punto, Punto Evo, Qubo, Panda, Punto, 500L, Croma, Freemont, Sedici, Tipo, 500X
- LANCIA** Musa, Ypsilon, Delta, Lybra, Kappa, Thesis
- JEEP** Compass, Renegade

**G** KIT FASATURA ADATTABILE A MOTORI  
FCA



**GO** CODE **702**  
T con 6 pz.  
kg 1,5 kg

- ALFA** Mito
- FIAT** 500/500C, Panda/Panda Classic, Doblo, Doblo Cargo, Idea, Punto/Punto Classic, Fiorino, Grande Punto, Punto Evo, Qubo, Doblo Work Up, Linea, Panda, Punto, Strada Pick-up, 500X
- LANCIA** Musa, Ypsilon



Per ulteriori APPLICAZIONI consultare il **THE TOOLFINDER™**

1.0	1.1	1.2	1.3	1.4	1.5	1.6	1.7	1.8	1.9
2.0	2.1	2.2	2.3	2.4	2.5	2.6	2.7	2.8	2.9
3.0	3.1	3.2	3.3	3.4	3.5	3.6	3.7	3.8	3.9
4.0	4.1	4.2	4.3	4.4	4.5	4.6	4.7	4.8	4.9



Per ulteriori APPLICAZIONI consultare il **THE TOOLFINDER™**

1.0	1.1	1.2	1.3	1.4	1.5	1.6	1.7	1.8	1.9
2.0	2.1	2.2	2.3	2.4	2.5	2.6	2.7	2.8	2.9
3.0	3.1	3.2	3.3	3.4	3.5	3.6	3.7	3.8	3.9
4.0	4.1	4.2	4.3	4.4	4.5	4.6	4.7	4.8	4.9

**G** PIASTRA FASATURA ADATTABILE A MOTORI  
FIAT



**GO** CODE **826**  
T con 1 pz.  
kg 0,5 kg

- FIAT** Panda, Punto, Palio, Palio Weekend, Strada Pick-up

**G** KIT FASATURA ADATTABILE A MOTORI  
FCA



**GO** CODE **876**  
T con 6 pz.  
kg 1,2 kg

- FIAT** 500X
- JEEP** Renegade



Per ulteriori APPLICAZIONI consultare il **THE TOOLFINDER™**


1.0	1.1	1.2	1.3	1.4	1.5	1.6	1.7	1.8	1.9
2.0	2.1	2.2	2.3	2.4	2.5	2.6	2.7	2.8	2.9
3.0	3.1	3.2	3.3	3.4	3.5	3.6	3.7	3.8	3.9
4.0	4.1	4.2	4.3	4.4	4.5	4.6	4.7	4.8	4.9



Per ulteriori APPLICAZIONI consultare il **THE TOOLFINDER™**

1.0	1.1	1.2	1.3	1.4	1.5	1.6	1.7	1.8	1.9
2.0	2.1	2.2	2.3	2.4	2.5	2.6	2.7	2.8	2.9
3.0	3.1	3.2	3.3	3.4	3.5	3.6	3.7	3.8	3.9
4.0	4.1	4.2	4.3	4.4	4.5	4.6	4.7	4.8	4.9

**G** **KIT FASATURA ADATTABILE A MOTORI**  
**FCA**



**GO** CODE **726**  
T con 6 pz.  
kg 1 kg

**ALFA** 147, 156, 159, 166, Brera, Crosswagon, Giulietta, GT, MiTo, Spider

**FIAT** 500L/500L Living/500L MPW, 500X, Brava, Bravo, Cromia, Doblo, Doblo Cargo, Doblo Work Up, Ducato, Freemont, Grande Punto, Idea, Linea, Marea, Marea Weekend/Marengo, Multipla, Palio Weekend, Punto, Punto Evo, Punto/Punto Classic, Ritmo, Sedici, Stilo, Strada Pick-up, Tipo

**LANCIA** Delta, Kappa, Lybra, Musa, Thesis



Per ulteriori APPLICAZIONI consultare il **THE TOOLFINDER™**

1.0	1.1	1.2	1.3	1.4	1.5	1.6	1.7	1.8	1.9
2.0	2.1	2.2	2.3	2.4	2.5	2.6	2.7	2.8	2.9
3.0	3.1	3.2	3.3	3.4	3.5	3.6	3.7	3.8	3.9
4.0	4.1	4.2	4.3	4.4	4.5	4.6	4.7	4.8	4.9

**G** **ATTREZZO BLOCCA VOLANO**  
**FCA**



**GO** CODE **812**  
T con 1 pz.  
kg 0,2 kg

**ALFA** 147, 156, 145, 146, Giulietta, Mito

**FIAT** Brava, Bravo, Marea, Marea Weekend/Marengo, Multipla, Doblo, Doblo Cargo, Palio Weekend, Punto/Punto Classic, Strada Pick-up, Idea, Stilo, Doblo Work Up, Linea, Grande Punto, Punto, Punto Evo, 500L, Tipo


**LANCIA** Musa, Delta, Lybra



Per ulteriori APPLICAZIONI consultare il **THE TOOLFINDER™**

1.0	1.1	1.2	1.3	1.4	1.5	1.6	1.7	1.8	1.9
2.0	2.1	2.2	2.3	2.4	2.5	2.6	2.7	2.8	2.9
3.0	3.1	3.2	3.3	3.4	3.5	3.6	3.7	3.8	3.9
4.0	4.1	4.2	4.3	4.4	4.5	4.6	4.7	4.8	4.9

**G** **KIT FASATURA ADATTABILE A MOTORI**  
**CHRYSLER** **JEEP**



**GO** CODE **722**  
T con 7 pz.  
kg 0,6 kg

**CHRYSLER** Grand Voyager, Voyager

**JEEP** Cherokee

**LDV** Maxus



Per ulteriori APPLICAZIONI consultare il **THE TOOLFINDER™**

1.0	1.1	1.2	1.3	1.4	1.5	1.6	1.7	1.8	1.9
2.0	2.1	2.2	2.3	2.4	2.5	2.6	2.7	2.8	2.9
3.0	3.1	3.2	3.3	3.4	3.5	3.6	3.7	3.8	3.9
4.0	4.1	4.2	4.3	4.4	4.5	4.6	4.7	4.8	4.9

**G** **BLOCCA ALBERO CAMME ADATTABILE A**  
**CHRYSLER**



**GO** CODE **764**  
T con 1 pz.  
kg 1 kg

**CHRYSLER** Voyager, Grand Voyager, Cherokee



Per ulteriori APPLICAZIONI consultare il **THE TOOLFINDER™**

1.0	1.1	1.2	1.3	1.4	1.5	1.6	1.7	1.8	1.9
2.0	2.1	2.2	2.3	2.4	2.5	2.6	2.7	2.8	2.9
3.0	3.1	3.2	3.3	3.4	3.5	3.6	3.7	3.8	3.9
4.0	4.1	4.2	4.3	4.4	4.5	4.6	4.7	4.8	4.9

**G** KIT FASATURA ADATTABILE A MOTORI  
FCA



**GO** CODE **860**  
con 9 pz.  
3,5 kg

**ALFA ROMEO** 159, 4C, Brera, Giulietta, Spider  
**LANCIA** Delta



Per ulteriori APPLICAZIONI consultare il **THE TOOLFINDER™**

1.0	1.1	1.2	1.3	1.4	1.5	1.6	1.7	1.8	1.9
2.0	2.1	2.2	2.3	2.4	2.5	2.6	2.7	2.8	2.9
3.0	3.1	3.2	3.3	3.4	3.5	3.6	3.7	3.8	3.9
4.0	4.1	4.2	4.3	4.4	4.5	4.6	4.7	4.8	4.9

**G** PIASTRA FASATURA ADATTABILE A MOTORI  
FCA



**GO** CODE **872**  
con 1 pz.  
0,4 kg


**FIAT** Chrysler Ypsilon, Fiat 500, Panda, Punto, Lancia Ypsilon  
**ALFA** Mito



Per ulteriori APPLICAZIONI consultare il **THE TOOLFINDER™**

0.9	1.1	1.2	1.3	1.4	1.5	1.6	1.7	1.8	1.9
2.0	2.1	2.2	2.3	2.4	2.5	2.6	2.7	2.8	2.9
3.0	3.1	3.2	3.3	3.4	3.5	3.6	3.7	3.8	3.9
4.0	4.1	4.2	4.3	4.4	4.5	4.6	4.7	4.8	4.9

**G** KIT FASATURA ADATTABILE A MOTORI  
FIAT | IVECO



**GO** CODE **741**  
con 4 pz.  
0,8 kg

**FIAT** Ducato  
**IVECO** Daily



Per ulteriori APPLICAZIONI consultare il **THE TOOLFINDER™**

1.0	1.1	1.2	1.3	1.4	1.5	1.6	1.7	1.8	1.9
2.0	2.1	2.2	2.3	2.4	2.5	2.6	2.7	2.8	2.9
3.0	3.1	3.2	3.3	3.4	3.5	3.6	3.7	3.8	3.9
4.0	4.1	4.2	4.3	4.4	4.5	4.6	4.7	4.8	4.9

**G** **KIT FASATURA ADATTABILE A MOTORI**  
**FORD** **MAZDA**



**GO** CODE **746**  
T con 6 pz.  
kg 1,2 kg

**FORD** Focus, Fiesta, Fusion, Puma, C-MAX, Focus C-MAX, Escort, Orion, Mondeo, Maverick  
**MAZDA** 121, 2, Tribute

**G** **KIT FASATURA ADATTABILE A MOTORI**  
**FORD**



**GO** CODE **749**  
T con 11 pz.  
kg 1,7 kg

**FORD** Transit, Mondeo, Focus



Per ulteriori APPLICAZIONI consultare il THE**TOOL**FINDER™

1.0	1.1	1.2	1.3	1.4	1.5	1.6	1.7	1.8	1.9
2.0	2.1	2.2	2.3	2.4	2.5	2.6	2.7	2.8	2.9
3.0	3.1	3.2	3.3	3.4	3.5	3.6	3.7	3.8	3.9
4.0	4.1	4.2	4.3	4.4	4.5	4.6	4.7	4.8	4.9



Per ulteriori APPLICAZIONI consultare il THE**TOOL**FINDER™

1.0	1.1	1.2	1.3	1.4	1.5	1.6	1.7	1.8	1.9
2.0	2.1	2.2	2.3	2.4	2.5	2.6	2.7	2.8	2.9
3.0	3.1	3.2	3.3	3.4	3.5	3.6	3.7	3.8	3.9
4.0	4.1	4.2	4.3	4.4	4.5	4.6	4.7	4.8	4.9

**G** **KIT FASATURA ADATTABILE A MOTORI**  
**FORD** **MAZDA**



**GO** CODE **712**  
T con 16 pz.  
kg 1,7 kg

**FORD** Fiesta, Fusion, Focus, Focus C-Max, C-Max, B-Max, S-Max, Galaxy, Mondeo, EcoSport  
**MAZDA** 2, 3

**G** **KIT FASATURA ADATTABILE A MOTORI**  
**FORD**



**GO** CODE **794**  
T con 6 pz.  
kg 2,7 kg

**FORD** B-Max, C-Max, EcoSport, Fiesta, Focus, Grand C-Max



Per ulteriori APPLICAZIONI consultare il THE**TOOL**FINDER™

1.0	1.1	1.2	1.3	1.4	1.5	1.6	1.7	1.8	1.9
2.0	2.1	2.2	2.3	2.4	2.5	2.6	2.7	2.8	2.9
3.0	3.1	3.2	3.3	3.4	3.5	3.6	3.7	3.8	3.9
4.0	4.1	4.2	4.3	4.4	4.5	4.6	4.7	4.8	4.9



Per ulteriori APPLICAZIONI consultare il THE**TOOL**FINDER™

1.0	1.1	1.2	1.3	1.4	1.5	1.6	1.7	1.8	1.9
2.0	2.1	2.2	2.3	2.4	2.5	2.6	2.7	2.8	2.9
3.0	3.1	3.2	3.3	3.4	3.5	3.6	3.7	3.8	3.9
4.0	4.1	4.2	4.3	4.4	4.5	4.6	4.7	4.8	4.9





**G** KIT FASATURA ADATTABILE A MOTORI  
FORD



**GO** CODE **820**  
con 2 pz.  
1 kg 1,6 kg

**FORD** C-MAX, Focus, Grand C-MAX, EcoSport, Fiesta, Tourneo Connect, Transit Connect, B-MAX



Per ulteriori APPLICAZIONI consultare il **THE TOOLFINDER™**

1.0	1.1	1.2	1.3	1.4	1.5	1.6	1.7	1.8	1.9
2.0	2.1	2.2	2.3	2.4	2.5	2.6	2.7	2.8	2.9
3.0	3.1	3.2	3.3	3.4	3.5	3.6	3.7	3.8	3.9
4.0	4.1	4.2	4.3	4.4	4.5	4.6	4.7	4.8	4.9

**G** KIT FASATURA ADATTABILE A MOTORI  
FORD



**GO** CODE **729**  
con 6 pz.  
1 kg 1 kg

**FORD** Focus, Fiesta, Fusion, C-MAX, B-MAX, Grand Tourneo Connect, Kuga, Mondeo, Galaxy, Puma, EcoSport



Per ulteriori APPLICAZIONI consultare il **THE TOOLFINDER™**

1.0	1.1	1.2	1.3	1.4	1.5	1.6	1.7	1.8	1.9
2.0	2.1	2.2	2.3	2.4	2.5	2.6	2.7	2.8	2.9
3.0	3.1	3.2	3.3	3.4	3.5	3.6	3.7	3.8	3.9
4.0	4.1	4.2	4.3	4.4	4.5	4.6	4.7	4.8	4.9

**G** KIT FASATURA ADATTABILE A MOTORI  
FORD MAZDA



**GO** CODE **734**  
con 8 pz.  
1 kg 0,8 kg

**FORD** Fiesta, Fusion, Focus, C-MAX, Focus C-MAX, Escort, Orion, Mondeo

**MAZDA** 121, 2



Per ulteriori APPLICAZIONI consultare il **THE TOOLFINDER™**

1.0	1.1	1.2	1.3	1.4	1.5	1.6	1.7	1.8	1.9
2.0	2.1	2.2	2.3	2.4	2.5	2.6	2.7	2.8	2.9
3.0	3.1	3.2	3.3	3.4	3.5	3.6	3.7	3.8	3.9
4.0	4.1	4.2	4.3	4.4	4.5	4.6	4.7	4.8	4.9

**G** KIT FASATURA ADATTABILE A MOTORI  
FORD



**GO** CODE **761**  
con 4 pz.  
1 kg 0,6 kg

**FORD** Focus, Galaxy, Mondeo, SMax



Per ulteriori APPLICAZIONI consultare il **THE TOOLFINDER™**

1.0	1.1	1.2	1.3	1.4	1.5	1.6	1.7	1.8	1.9
2.0	2.1	2.2	2.3	2.4	2.5	2.6	2.7	2.8	2.9
3.0	3.1	3.2	3.3	3.4	3.5	3.6	3.7	3.8	3.9
4.0	4.1	4.2	4.3	4.4	4.5	4.6	4.7	4.8	4.9



**G** KIT FASATURA ADATTABILE A MOTORI  
FORD MAZDA



**GO** CODE **778**  
con 19 pz.  
2,3 kg

**FORD** C-Max, Courier, Escort, Fiesta, Fiesta Econetic, Focus, Focus C-Max, Fusion, Mondeo

**MAZDA** 2, 3, 5



Per ulteriori APPLICAZIONI consultare il THE**TOOL**FINDER™

1.0	1.1	1.2	1.3	1.4	1.5	1.6	1.7	1.8	1.9
2.0	2.1	2.2	2.3	2.4	2.5	2.6	2.7	2.8	2.9
3.0	3.1	3.2	3.3	3.4	3.5	3.6	3.7	3.8	3.9
4.0	4.1	4.2	4.3	4.4	4.5	4.6	4.7	4.8	4.9

**G** KIT FASATURA ADATTABILE A MOTORI  
FORD



**GO** CODE **864**  
con 13 pz.  
3,2 kg

**FORD** Focus, Focus Active, Galaxy, S-MAX, Tourneo Custom, Transit, Transit Custom



Per ulteriori APPLICAZIONI consultare il THE**TOOL**FINDER™

1.0	1.1	1.2	1.3	1.4	1.5	1.6	1.7	1.8	1.9
2.0	2.1	2.2	2.3	2.4	2.5	2.6	2.7	2.8	2.9
3.0	3.1	3.2	3.3	3.4	3.5	3.6	3.7	3.8	3.9
4.0	4.1	4.2	4.3	4.4	4.5	4.6	4.7	4.8	4.9

**G** KIT FASATURA ADATTABILE A MOTORI  
FORD



**GO** CODE **869**  
con 4 pz.  
0,3 kg

**FORD** Transit



Per ulteriori APPLICAZIONI consultare il THE**TOOL**FINDER™

1.0	1.1	1.2	1.3	1.4	1.5	1.6	1.7	1.8	1.9
2.0	2.1	2.2	2.3	2.4	2.5	2.6	2.7	2.8	2.9
3.0	3.1	3.2	3.3	3.4	3.5	3.6	3.7	3.8	3.9
4.0	4.1	4.2	4.3	4.4	4.5	4.6	4.7	4.8	4.9

**G** KIT FASATURA ADATTABILE A MOTORI  
FORD MAZDA



**GO** CODE **878**  
con 4 pz.  
1,2 kg

**FORD** Mondeo

**MAZDA** 3, 5, 6, CX-7, MPV, MX-5, Tribute



Per ulteriori APPLICAZIONI consultare il THE**TOOL**FINDER™

1.0	1.1	1.2	1.3	1.4	1.5	1.6	1.7	1.8	1.9
2.0	2.1	2.2	2.3	2.4	2.5	2.6	2.7	2.8	2.9
3.0	3.1	3.2	3.3	3.4	3.5	3.6	3.7	3.8	3.9
4.0	4.1	4.2	4.3	4.4	4.5	4.6	4.7	4.8	4.9

**G** KIT FASATURA ADATTABILE A MOTORI  
**FORD**



**NEW**

**GO** CODE **879**  
T con 6 pz.  
kg 2,6 kg

**FORD** B-MAX, C-MAX, EcoSport, Fiesta, Focus, Focus C-MAX, Fusion, Galaxy, Grand C-MAX, Grand Tourneo Connect, Kuga, Mondeo, Puma, S-MAX, Tourneo Connect, Transit Connect

**MAZDA** 2

**VOLVO** S60, S80, V40, V60, V70



Per ulteriori APPLICAZIONI consultare il **THE TOOLFINDER™**

1.0	1.1	1.2	1.3	1.4	1.5	1.6	1.7	1.8	1.9
2.0	2.1	2.2	2.3	2.4	2.5	2.6	2.7	2.8	2.9
3.0	3.1	3.2	3.3	3.4	3.5	3.6	3.7	3.8	3.9
4.0	4.1	4.2	4.3	4.4	4.5	4.6	4.7	4.8	4.9

**G** KIT FASATURA ADATTABILE A MOTORI  
**FORD**



**NEW**

**GO** CODE **873**  
T con 4 pz.  
kg 0,9 kg

**FORD** EcoSport, Focus, Focus Active, Grand Tourneo Connect, Tourneo Connect, Transit Connect



Per ulteriori APPLICAZIONI consultare il **THE TOOLFINDER™**

1.0	1.1	1.2	1.3	1.4	1.5	1.6	1.7	1.8	1.9
2.0	2.1	2.2	2.3	2.4	2.5	2.6	2.7	2.8	2.9
3.0	3.1	3.2	3.3	3.4	3.5	3.6	3.7	3.8	3.9
4.0	4.1	4.2	4.3	4.4	4.5	4.6	4.7	4.8	4.9

**G** KIT FASATURA ADATTABILE A MOTORI  
**LAND ROVER**



**NEW**

**GO** CODE **779**  
T con 12 pz.  
kg 3,1 kg

**LAND ROVER** Discovery, Discovery Sport, Range Rover Evoque, Range Rover Evoque Convertible, Range Rover Sport, Range Rover Velar

**JAGUAR** E-Pace, F-Pace, XE, XF



Per ulteriori APPLICAZIONI consultare il **THE TOOLFINDER™**

1.0	1.1	1.2	1.3	1.4	1.5	1.6	1.7	1.8	1.9
2.0	2.1	2.2	2.3	2.4	2.5	2.6	2.7	2.8	2.9
3.0	3.1	3.2	3.3	3.4	3.5	3.6	3.7	3.8	3.9
4.0	4.1	4.2	4.3	4.4	4.5	4.6	4.7	4.8	4.9

**G** KIT FASATURA ADATTABILE A MOTORI  
MERCEDES <2011



**GO** CODE **853**  
T con 4 pz.  
kg 1,6 kg

**MB** GLK, E-Class, E-Class Coupe/Cabriolet, GLK, C-Class, Sprinter, Vito, Viano, CLS, S-Class, C-Class Coupe, M-Class, B-Class, SLK, A-Class, CLA Coupe, GLA, V-Class, CLA Shooting Brake, GLE, GLC, Valente, SLC

**G** KIT FASATURA ADATTABILE A MOTORI  
MERCEDES >2011



**GO** CODE **863**  
T avec 3 pcs.  
kg 0,6 kg

**MB** GLK, Classe E, Classe E Coupe/Cabriolet, GLK, Classe C, Sprinter, Vito, Viano, CLS, Classe S, Classe C Coupe, Classe M, Classe B, SLK, Classe A, CLA Coupe, GLA, Classe V, CLA Shooting Brake, GLE, GLC, Valente, SLC



Per ulteriori APPLICAZIONI consultare il THE**TOOL**FINDER™

1.0	1.1	1.2	1.3	1.4	1.5	1.6	1.7	1.8	1.9
2.0	2.1	2.2	2.3	2.4	2.5	2.6	2.7	2.8	2.9
3.0	3.1	3.2	3.3	3.4	3.5	3.6	3.7	3.8	3.9
4.0	4.1	4.2	4.3	4.4	4.5	4.6	4.7	4.8	4.9



Per ulteriori APPLICAZIONI consultare il THE**TOOL**FINDER™

1.0	1.1	1.2	1.3	1.4	1.5	1.6	1.7	1.8	1.9
2.0	2.1	2.2	2.3	2.4	2.5	2.6	2.7	2.8	2.9
3.0	3.1	3.2	3.3	3.4	3.5	3.6	3.7	3.8	3.9
4.0	4.1	4.2	4.3	4.4	4.5	4.6	4.7	4.8	4.9

**G** KIT FASATURA ADATTABILE A MOTORI  
MERCEDES



**GO** CODE **854**  
T con 3 pz.  
kg 2,7 kg

**MB** A-Class, B-Class, Citan, CLA Coupe, GLA

**G** KIT FASATURA ADATTABILE A MOTORI  
MERCEDES



**GO** CODE **730**  
T con 4 pz.  
kg 2,7 kg

**MB** C-Class, C-Class Coupe, E-Class, E-Class Coupe/Cabriolet, SLK, CLC-Class, CLK, Sprinter



Per ulteriori APPLICAZIONI consultare il THE**TOOL**FINDER™

1.0	1.1	1.2	1.3	1.4	1.5	1.6	1.7	1.8	1.9
2.0	2.1	2.2	2.3	2.4	2.5	2.6	2.7	2.8	2.9
3.0	3.1	3.2	3.3	3.4	3.5	3.6	3.7	3.8	3.9
4.0	4.1	4.2	4.3	4.4	4.5	4.6	4.7	4.8	4.9



Per ulteriori APPLICAZIONI consultare il THE**TOOL**FINDER™

1.0	1.1	1.2	1.3	1.4	1.5	1.6	1.7	1.8	1.9
2.0	2.1	2.2	2.3	2.4	2.5	2.6	2.7	2.8	2.9
3.0	3.1	3.2	3.3	3.4	3.5	3.6	3.7	3.8	3.9
4.0	4.1	4.2	4.3	4.4	4.5	4.6	4.7	4.8	4.9

**G** KIT FASATURA ADATTABILE A MOTORI  
**OPEL** | **VAUXHALL** | **CHEVROLET**



**GO** CODE **821**  
 T con 7 pz.  
 kg 4 kg

**OPEL/VAUXHALL** Corsa, Astra, Meriva, Zafira, Adam, Insigna  
**CHEVROLET** Aveo, Cruze, Trax

**G** KIT FASATURA ADATTABILE A MOTORI  
**OPEL** | **VAUXHALL** | **CHEVROLET**



**GO** CODE **732**  
 T con 6 pz.  
 kg 4 kg

**OPEL/VAUXHALL** Corsa, Astra, Meriva, Zafira, Adam, Insigna  
**CHEVROLET** Aveo, Cruze, Trax



Per ulteriori APPLICAZIONI consultare il **THE TOOLFINDER™**

1.0	1.1	1.2	1.3	1.4	1.5	1.6	1.7	1.8	1.9
2.0	2.1	2.2	2.3	2.4	2.5	2.6	2.7	2.8	2.9
3.0	3.1	3.2	3.3	3.4	3.5	3.6	3.7	3.8	3.9
4.0	4.1	4.2	4.3	4.4	4.5	4.6	4.7	4.8	4.9



Per ulteriori APPLICAZIONI consultare il **THE TOOLFINDER™**

1.0	1.1	1.2	1.3	1.4	1.5	1.6	1.7	1.8	1.9
2.0	2.1	2.2	2.3	2.4	2.5	2.6	2.7	2.8	2.9
3.0	3.1	3.2	3.3	3.4	3.5	3.6	3.7	3.8	3.9
4.0	4.1	4.2	4.3	4.4	4.5	4.6	4.7	4.8	4.9

**G** KIT FASATURA ADATTABILE A MOTORI  
**OPEL** | **VAUXHALL** | **CHEVROLET**



**GO** CODE **728**  
 T con 6 pz.  
 kg 0,8 kg

**OPEL/VAUXHALL** Corsa-D, Astra-GH, Meriva-A, Zafira-B, Zafira-C Tourer, Vectra-C, Signum, Insigna, Vectra-C  
**CHEVROLET** Aveo, Cruze, Orlando

**G** KIT FASATURA ADATTABILE A MOTORI  
**OPEL** | **VAUXHALL** | **CHEVROLET**



**GO** CODE **782**  
 T con 9 pz.  
 kg 2 kg

**OPEL/VAUXHALL** Antara  
**CHEVROLET** Lacetti, Nubira, Captiva, Epica, Cruze



Per ulteriori APPLICAZIONI consultare il **THE TOOLFINDER™**

1.0	1.1	1.2	1.3	1.4	1.5	1.6	1.7	1.8	1.9
2.0	2.1	2.2	2.3	2.4	2.5	2.6	2.7	2.8	2.9
3.0	3.1	3.2	3.3	3.4	3.5	3.6	3.7	3.8	3.9
4.0	4.1	4.2	4.3	4.4	4.5	4.6	4.7	4.8	4.9



Per ulteriori APPLICAZIONI consultare il **THE TOOLFINDER™**

1.0	1.1	1.2	1.3	1.4	1.5	1.6	1.7	1.8	1.9
2.0	2.1	2.2	2.3	2.4	2.5	2.6	2.7	2.8	2.9
3.0	3.1	3.2	3.3	3.4	3.5	3.6	3.7	3.8	3.9
4.0	4.1	4.2	4.3	4.4	4.5	4.6	4.7	4.8	4.9

**G** KIT FASATURA ADATTABILE A MOTORI  
OPEL VAUXHALL



**GO** CODE **739**  
T con 7 pz.  
kg 1,4 kg

**OPEL/** Corsa-B, Astra-G, Agila, Corsa-C, Corsa-D, Astra-G  
**VAUXHALL** Classic II, Astra-H, Combo-C, Meriva-A, Tigra-B

**G** KIT FASATURA ADATTABILE A MOTORI  
OPEL VAUXHALL CHEVROLET



**GO** CODE **766**  
T con 6 pz.  
kg 1,1 kg

**OPEL/** Antara  
**VAUXHALL**  
**CHEVROLET** Epica, Lacetti, Nubira, Captiva



Per ulteriori APPLICAZIONI consultare il THE**TOOL**FINDER™


1.0	1.1	1.2	1.3	1.4	1.5	1.6	1.7	1.8	1.9
2.0	2.1	2.2	2.3	2.4	2.5	2.6	2.7	2.8	2.9
3.0	3.1	3.2	3.3	3.4	3.5	3.6	3.7	3.8	3.9
4.0	4.1	4.2	4.3	4.4	4.5	4.6	4.7	4.8	4.9



Per ulteriori APPLICAZIONI consultare il THE**TOOL**FINDER™

1.0	1.1	1.2	1.3	1.4	1.5	1.6	1.7	1.8	1.9
2.0	2.1	2.2	2.3	2.4	2.5	2.6	2.7	2.8	2.9
3.0	3.1	3.2	3.3	3.4	3.5	3.6	3.7	3.8	3.9
4.0	4.1	4.2	4.3	4.4	4.5	4.6	4.7	4.8	4.9

**G** KIT FASATURA ADATTABILE A MOTORI  
OPEL VAUXHALL



**GO** CODE **789**  
T con 5 pz.  
kg 0,6 kg

**OPEL/** Agila, B, Astra-H, J, Combo-C, D, Corsa-C, D,  
**VAUXHALL** Meriva-A, B, Tigra-B, Zafira-B, Family

**G** KIT FASATURA ADATTABILE A MOTORI  
OPEL VAUXHALL



**GO** CODE **720**  
T con 5 pz.  
kg 2,3 kg

**OPEL/** Astra-J, Astra-K, GTC, Insignia, Meriva-B, Mokka, Zafira-C  
**VAUXHALL** Tourer



Per ulteriori APPLICAZIONI consultare il THE**TOOL**FINDER™

1.0	1.1	1.2	1.3	1.4	1.5	1.6	1.7	1.8	1.9
2.0	2.1	2.2	2.3	2.4	2.5	2.6	2.7	2.8	2.9
3.0	3.1	3.2	3.3	3.4	3.5	3.6	3.7	3.8	3.9
4.0	4.1	4.2	4.3	4.4	4.5	4.6	4.7	4.8	4.9



Per ulteriori APPLICAZIONI consultare il THE**TOOL**FINDER™

1.0	1.1	1.2	1.3	1.4	1.5	1.6	1.7	1.8	1.9
2.0	2.1	2.2	2.3	2.4	2.5	2.6	2.7	2.8	2.9
3.0	3.1	3.2	3.3	3.4	3.5	3.6	3.7	3.8	3.9
4.0	4.1	4.2	4.3	4.4	4.5	4.6	4.7	4.8	4.9

**G** KIT FASATURA ADATTABILE A MOTORI  
OPEL VAUXHALL



**GO** CODE **775**  
T con 2 pz.  
kg 0,7 kg

**OPEL/VAUXHALL** Astra-G, Vectra-B, Vectra-C, VX220/Speedster, Zafira-A, Astra-H, Signum, Zafira-B/Zafira Family

**G** KIT FASATURA ADATTABILE A MOTORI  
OPEL VAUXHALL



**GO** CODE **823**  
T con 2 pz.  
kg 1 kg

**OPEL/VAUXHALL** Adam, Adam Rocks, Astra-K, Corsa-E



Per ulteriori APPLICAZIONI consultare il **THE TOOLFINDER™**

1.0	1.1	1.2	1.3	1.4	1.5	1.6	1.7	1.8	1.9
2.0	2.1	2.2	2.3	2.4	2.5	2.6	2.7	2.8	2.9
3.0	3.1	3.2	3.3	3.4	3.5	3.6	3.7	3.8	3.9
4.0	4.1	4.2	4.3	4.4	4.5	4.6	4.7	4.8	4.9



Per ulteriori APPLICAZIONI consultare il **THE TOOLFINDER™**

1.0	1.1	1.2	1.3	1.4	1.5	1.6	1.7	1.8	1.9
2.0	2.1	2.2	2.3	2.4	2.5	2.6	2.7	2.8	2.9
3.0	3.1	3.2	3.3	3.4	3.5	3.6	3.7	3.8	3.9
4.0	4.1	4.2	4.3	4.4	4.5	4.6	4.7	4.8	4.9

**G** KIT FASATURA ADATTABILE A MOTORI  
OPEL VAUXHALL



**GO** CODE **866**  
T avec 16 pcs.  
kg 3,2 kg

**OPEL/VAUXHALL** Cascada, Insignia-A, Insignia-A Country Tourer, Zafira-C Tourer



Per ulteriori APPLICAZIONI consultare il **THE TOOLFINDER™**

1.0	1.1	1.2	1.3	1.4	1.5	1.6	1.7	1.8	1.9
2.0	2.1	2.2	2.3	2.4	2.5	2.6	2.7	2.8	2.9
3.0	3.1	3.2	3.3	3.4	3.5	3.6	3.7	3.8	3.9
4.0	4.1	4.2	4.3	4.4	4.5	4.6	4.7	4.8	4.9

**G** KIT FASATURA ADATTABILE A MOTORI  
OPEL VAUXHALL



**GO** CODE **871**  
T con 12 pz.  
kg 1,9 kg

**OPEL/VAUXHALL** Corsa E



Per ulteriori APPLICAZIONI consultare il **THE TOOLFINDER™**

1.0	1.1	1.2	1.3	1.4	1.5	1.6	1.7	1.8	1.9
2.0	2.1	2.2	2.3	2.4	2.5	2.6	2.7	2.8	2.9
3.0	3.1	3.2	3.3	3.4	3.5	3.6	3.7	3.8	3.9
4.0	4.1	4.2	4.3	4.4	4.5	4.6	4.7	4.8	4.9



**G** **KIT FASATURA ADATTABILE A MOTORI**  
**OPEL**



**NEW**

**GO** CODE **874**  
T con 6 pz.  
kg 0,2 kg

**OPEL/VAUXHALL** Combo-E/Combo-E Life, Crossland X, Grandland X, Vivaro-C/Vivaro-C Life  
**PEUGEOT** Expert IV, Traveller

**G** **KIT FASATURA ADATTABILE A MOTORI**  
**PSA**



**GO** CODE **719**  
T con 2 pz.  
kg 1,4 kg

**CITROËN** C1 II, C4 Cactus, C3 III, DS3/DS3 Cabrio  
**PEUGEOT** 208, 2008, 308, 108

Per ulteriori APPLICAZIONI consultare il **THE TOOL FINDER™**

1.0	1.1	1.2	1.3	1.4	1.5	1.6	1.7	1.8	1.9
2.0	2.1	2.2	2.3	2.4	2.5	2.6	2.7	2.8	2.9
3.0	3.1	3.2	3.3	3.4	3.5	3.6	3.7	3.8	3.9
4.0	4.1	4.2	4.3	4.4	4.5	4.6	4.7	4.8	4.9

**G** **KIT FASATURA ADATTABILE A MOTORI**  
**PSA** **OPEL**



**NEW**

**GO** CODE **882**  
T con 4 pz.  
kg 1,6 kg

**PEUGEOT** 208 / 2008 (2012 ÷ 2014)  
**CITROËN** C3 (III)

Per ulteriori APPLICAZIONI consultare il **THE TOOL FINDER™**

1.0	1.1	1.2	1.3	1.4	1.5	1.6	1.7	1.8	1.9
2.0	2.1	2.2	2.3	2.4	2.5	2.6	2.7	2.8	2.9
3.0	3.1	3.2	3.3	3.4	3.5	3.6	3.7	3.8	3.9
4.0	4.1	4.2	4.3	4.4	4.5	4.6	4.7	4.8	4.9

Per ulteriori APPLICAZIONI consultare il **THE TOOL FINDER™**

1.0	1.1	1.2	1.3	1.4	1.5	1.6	1.7	1.8	1.9
2.0	2.1	2.2	2.3	2.4	2.5	2.6	2.7	2.8	2.9
3.0	3.1	3.2	3.3	3.4	3.5	3.6	3.7	3.8	3.9
4.0	4.1	4.2	4.3	4.4	4.5	4.6	4.7	4.8	4.9

**G** **KIT FASATURA ADATTABILE A MOTORI**  
**PSA**



**GO** CODE **781**  
T con 21 pz.  
kg 2 kg

**CITROËN** C8, C4 Picasso/Grand Picasso, C5 II, C5 III, BX, ZX, Xantia, AX, C15, C2, C3 I/II/First/Classic, C3 Pluriel, Nemo, Berlingo/Berlingo First I/II, Saxo, Xsara II, Xsara, Synergie/Evasion, Berlingo III, C4, Xsara Picasso, C4 Sedan, XM, Dispatch/Jumpy III, Relay Jumper II, C5, Dispatch/Jumpy I/II, Relay/Jumper  
**PEUGEOT** 307, 307 CC, 308, 407, 807, Expert III, 206, 206 CC, 406, 406 Coupe, 607, 806, Expert I/II, 407 Coupe, 205, 306, 309, Partner/Partner Origin/Ranch I/II, 405, 1007, 207, Bipper, 106, Partner III, 605, Boxer II, Boxer

Per ulteriori APPLICAZIONI consultare il **THE TOOL FINDER™**

1.0	1.1	1.2	1.3	1.4	1.5	1.6	1.7	1.8	1.9
2.0	2.1	2.2	2.3	2.4	2.5	2.6	2.7	2.8	2.9
3.0	3.1	3.2	3.3	3.4	3.5	3.6	3.7	3.8	3.9
4.0	4.1	4.2	4.3	4.4	4.5	4.6	4.7	4.8	4.9

**G** KIT FASATURA ADATTABILE A MOTORI  
**RENAULT** | **NISSAN** | **DACIA**



**GO** CODE **725**  
 T con 6 pz.  
 kg 2,4 kg

- RENAULT** Clio, Clio sport, Megane, Scénic, Laguna, Espace  
**NISSAN** Kubistar, Primastar  
**DACIA** Duster, Logan, Sandero

**G** KIT FASATURA ADATTABILE A MOTORI  
**RENAULT** | **NISSAN**



**GO** CODE **727**  
 T con 14 pz.  
 kg 2,3 kg

- RENAULT** Clio, Kangoo, Laguna, Espace, Master, Mégane/Scénic, Trafic, Thalia, Modus, Twingo, Be Bop, Fluence, Logan



Per ulteriori APPLICAZIONI consultare il THE**TOOL**FINDER™

1.0	1.1	1.2	1.3	1.4	1.5	1.6	1.7	1.8	1.9
2.0	2.1	2.2	2.3	2.4	2.5	2.6	2.7	2.8	2.9
3.0	3.1	3.2	3.3	3.4	3.5	3.6	3.7	3.8	3.9
4.0	4.1	4.2	4.3	4.4	4.5	4.6	4.7	4.8	4.9



Per ulteriori APPLICAZIONI consultare il THE**TOOL**FINDER™

1.0	1.1	1.2	1.3	1.4	1.5	1.6	1.7	1.8	1.9
2.0	2.1	2.2	2.3	2.4	2.5	2.6	2.7	2.8	2.9
3.0	3.1	3.2	3.3	3.4	3.5	3.6	3.7	3.8	3.9
4.0	4.1	4.2	4.3	4.4	4.5	4.6	4.7	4.8	4.9

**G** KIT FASATURA ADATTABILE A MOTORI  
**RENAULT** | **NISSAN**



**GO** CODE **709**  
 T con 4 pz.  
 kg 2,7 kg

- RENAULT** Megane, Scenic, Grand Scenic  
**NISSAN** Qashqai, Qashqai+2

**G** KIT FASATURA ADATTABILE A MOTORI  
**RENAULT** | **NISSAN**



**GO** CODE **765**  
 T con 3 pz.  
 kg 0,8 kg

- RENAULT** Koleos, Megane III, Scenic/Grand Scenic III, Trafic II, Megane II, Scenic/Grand Scenic II, Espace/Grand Espace IV, Laguna II, Vel Satis, Laguna III, Latitude  
**NISSAN** Qashqai/Qashqai+2, X-Trail, Primastar



Per ulteriori APPLICAZIONI consultare il THE**TOOL**FINDER™

1.0	1.1	1.2	1.3	1.4	1.5	1.6	1.7	1.8	1.9
2.0	2.1	2.2	2.3	2.4	2.5	2.6	2.7	2.8	2.9
3.0	3.1	3.2	3.3	3.4	3.5	3.6	3.7	3.8	3.9
4.0	4.1	4.2	4.3	4.4	4.5	4.6	4.7	4.8	4.9



Per ulteriori APPLICAZIONI consultare il THE**TOOL**FINDER™

1.0	1.1	1.2	1.3	1.4	1.5	1.6	1.7	1.8	1.9
2.0	2.1	2.2	2.3	2.4	2.5	2.6	2.7	2.8	2.9
3.0	3.1	3.2	3.3	3.4	3.5	3.6	3.7	3.8	3.9
4.0	4.1	4.2	4.3	4.4	4.5	4.6	4.7	4.8	4.9

**G** KIT FASATURA ADATTABILE A MOTORI  
RENAULT NISSAN



**GO** CODE **707**  
T con 5 pz.  
kg 1,9 kg

**RENAULT** Koleos, Megane III, Scenic/Grand Scenic III, Trafic II, Megane II, Scenic/Grand Scenic II, Espace Grand Espace IV, Laguna II, Vel Satis, Laguna III, Latitude, Master III  
**NISSAN** Qashqai/Qashqai+2, X-Trail, Primastar, NV400



Per ulteriori APPLICAZIONI consultare il **THE TOOL FINDER™**

1.0	1.1	1.2	1.3	1.4	1.5	1.6	1.7	1.8	1.9
2.0	2.1	2.2	2.3	2.4	2.5	2.6	2.7	2.8	2.9
3.0	3.1	3.2	3.3	3.4	3.5	3.6	3.7	3.8	3.9
4.0	4.1	4.2	4.3	4.4	4.5	4.6	4.7	4.8	4.9

**G** BLOCCA PIGNONE ALBERO CAMME  
RENAULT



**GO** CODE **857**  
T con 1 pz.  
kg 0,7 kg

**RENAULT** Clio II, Megane, Megane II, Megane/Scenic, Scenic/RX4, Scenic/Grand Scenic II, Laguna, Laguna II, Espace/Grand Espace, Espace/Grand Espace IV, Traffic II



Per ulteriori APPLICAZIONI consultare il **THE TOOL FINDER™**

1.0	1.1	1.2	1.3	1.4	1.5	1.6	1.7	1.8	1.9
2.0	2.1	2.2	2.3	2.4	2.5	2.6	2.7	2.8	2.9
3.0	3.1	3.2	3.3	3.4	3.5	3.6	3.7	3.8	3.9
4.0	4.1	4.2	4.3	4.4	4.5	4.6	4.7	4.8	4.9

**G** KIT FASATURA ADATTABILE A MOTORI  
RENAULT NISSAN SUZUKI DACIA



**GO** CODE **750**  
T con 2 pz.  
kg 0,3 kg

**RENAULT** Captur, Clio IV, Kangoo II/Be Bop, Kangoo/Grand Kangoo II, Megane III, Scenic XMOD, Scenic/Grand Scenic III, Clio II/Clio Campus/Clio Storia, Clio Symbol/Symbol, Kangoo, Thalia, Twingo II, Megane II, Scenic/Grand Scenic II, Clio III/ Clio Collection, Modus, Modus/Grand Modus II, Laguna III, Latitude, Logan, Logan MCV, Fluence

**NISSAN** Almera, Cube, Evalia, Juke, Micra, Note, NV200, Qashqai/Qashqai+2, Tiida, Pulsar, Qashqai, Kubistar

**SUZUKI** Jimny

**DACIA** Dokker, Lodgy, Logan, Logan MCV, Sandero, Duster, Logan Pick-up, Logan Van/Express



Per ulteriori APPLICAZIONI consultare il **THE TOOL FINDER™**

1.0	1.1	1.2	1.3	1.4	1.5	1.6	1.7	1.8	1.9
2.0	2.1	2.2	2.3	2.4	2.5	2.6	2.7	2.8	2.9
3.0	3.1	3.2	3.3	3.4	3.5	3.6	3.7	3.8	3.9
4.0	4.1	4.2	4.3	4.4	4.5	4.6	4.7	4.8	4.9

**G** KIT FASATURA ADATTABILE A MOTORI  
**RENAULT** | **NISSAN** | **DACIA**



**GO** CODE **733**  
 T con 5 pz.  
 kg 1,6 kg

**RENAULT** Laguna II, Megane, Scenic, Laguna, Espace/Grand Espace, Trafic II, Clio II/Clio Campus/Clio Storia, Megane Scenic, Scenic RX4, Megane II, Scenic/Grand Scenic II, Espace/Grand Espace IV, Clio III/ Clio Collection, Clio Symbol/Symbol, Symbol, Thalia, Modus, Modus/Grand Modus II, Logan, Logan MCV, Kangoo, Laguna III, Kangoo II/Be Bop, Kangoo/ Grand Kangoo II, Fluence, Megane III, Twingo II, Wind, Scenic/Grand Scenic III, Scenic XMOD

**NISSAN** Primastar, Kubistar

**DACIA** Duster, Logan, Logan MCV, Sandero



Per ulteriori APPLICAZIONI consultare il **THE TOOLFINDER™**

1.0	1.1	1.2	1.3	1.4	1.5	1.6	1.7	1.8	1.9
2.0	2.1	2.2	2.3	2.4	2.5	2.6	2.7	2.8	2.9
3.0	3.1	3.2	3.3	3.4	3.5	3.6	3.7	3.8	3.9
4.0	4.1	4.2	4.3	4.4	4.5	4.6	4.7	4.8	4.9

**G** KIT FASATURA ADATTABILE A MOTORI  
**RENAULT** | **NISSAN** | **DACIA** | **SUZUKI**



**GO** CODE **740**  
 T con 6 pz.  
 kg 1,7 kg

**RENAULT** Megane, Scenic, Laguna II, Espace/Grand Espace IV, Laguna, Espace/Grand Espace, Trafic II, Clio II/Clio Campus/Clio Storia, Megane Scenic, Scenic RX4, Megane II, Scenic/Grand Scenic II, Espace/Grand Espace IV, Clio III/Clio Collection, Clio Symbol/Symbol, Symbol, Thalia, Modus, Modus/Grand Modus II, Logan, Logan MCV, Kangoo, Laguna III, Kangoo II/Be Bop, Kangoo/Grand Kangoo II, Fluence, Megane III, Twingo II, Wind, Scenic Grand Scenic III, Scenic XMOD, Captur, Clio IV, Latitude

**NISSAN** Primastar, Kubistar, Almera, Cube, Evalia, Juke, Micra, Note, NV200, Qashqai/Qashqai+2, Tiida, Pulsar, Qashqai

**SUZUKI** Jimny

**DACIA** Duster, Logan, Logan MCV, Sandero, Dokker, Lodgy, Logan Pickup, Logan Van/Express



Per ulteriori APPLICAZIONI consultare il **THE TOOLFINDER™**

1.0	1.1	1.2	1.3	1.4	1.5	1.6	1.7	1.8	1.9
2.0	2.1	2.2	2.3	2.4	2.5	2.6	2.7	2.8	2.9
3.0	3.1	3.2	3.3	3.4	3.5	3.6	3.7	3.8	3.9
4.0	4.1	4.2	4.3	4.4	4.5	4.6	4.7	4.8	4.9

**G** KIT FASATURA ADATTABILE A MOTORI  
**SAAB**



**SAAB** 9-3

**G** KIT FASATURA ADATTABILE A MOTORI  
**SAAB**



**SAAB** 9-3, 9-5



Per ulteriori APPLICAZIONI consultare il THE**TOOL**FINDER™

1.0	1.1	1.2	1.3	1.4	1.5	1.6	1.7	1.8	1.9
2.0	2.1	2.2	2.3	2.4	2.5	2.6	2.7	2.8	2.9
3.0	3.1	3.2	3.3	3.4	3.5	3.6	3.7	3.8	3.9
4.0	4.1	4.2	4.3	4.4	4.5	4.6	4.7	4.8	4.9



Per ulteriori APPLICAZIONI consultare il THE**TOOL**FINDER™

1.0	1.1	1.2	1.3	1.4	1.5	1.6	1.7	1.8	1.9
2.0	2.1	2.2	2.3	2.4	2.5	2.6	2.7	2.8	2.9
3.0	3.1	3.2	3.3	3.4	3.5	3.6	3.7	3.8	3.9
4.0	4.1	4.2	4.3	4.4	4.5	4.6	4.7	4.8	4.9

**G** KIT FASATURA ADATTABILE A MOTORI  
**SAAB**



**SAAB** 9-5

**G** KIT FASATURA ADATTABILE A MOTORI  
**TOYOTA**



**BMW** Proace/Proace Verso



Per ulteriori APPLICAZIONI consultare il THE**TOOL**FINDER™

1.0	1.1	1.2	1.3	1.4	1.5	1.6	1.7	1.8	1.9
2.0	2.1	2.2	2.3	2.4	2.5	2.6	2.7	2.8	2.9
3.0	3.1	3.2	3.3	3.4	3.5	3.6	3.7	3.8	3.9
4.0	4.1	4.2	4.3	4.4	4.5	4.6	4.7	4.8	4.9



Per ulteriori APPLICAZIONI consultare il THE**TOOL**FINDER™

1.0	1.1	1.2	1.3	1.4	1.5	1.6	1.7	1.8	1.9
2.0	2.1	2.2	2.3	2.4	2.5	2.6	2.7	2.8	2.9
3.0	3.1	3.2	3.3	3.4	3.5	3.6	3.7	3.8	3.9
4.0	4.1	4.2	4.3	4.4	4.5	4.6	4.7	4.8	4.9

## G KIT FASATURA ADATTABILE A MOTORI

TOYOTA | PSA



**NEW**

**GO** CODE **768**  
 T con 15 pz.  
 kg 3,6 kg

**TOYOTA** Proace

**CITROËN** Berlingo/Berlingo First I/II, C4, C4 Picasso/Grand Picasso, C4 SpaceTourer/Grand SpaceTourer, C4 Sedan, C5, C6, C8, C-Crosser, Dispatch/Jumpy, DS4/Crossback, DS5, Relay/Jumper, SpaceTourer, Xsara II, Xsara Picasso

**PEUGEOT** 206, 306, 307/CC, 308/CC, 406, 407, 407 Coupe, 508, 607, 807, 3008, 4007, 5008, Boxer III, Expert, Partner/Partner Origin/Ranch I/II, RCZ, Traveller



Per ulteriori APPLICAZIONI consultare il **THE TOOLFINDER™**

1.0	1.1	1.2	1.3	1.4	1.5	1.6	1.7	1.8	1.9
2.0	2.1	2.2	2.3	2.4	2.5	2.6	2.7	2.8	2.9
3.0	3.1	3.2	3.3	3.4	3.5	3.6	3.7	3.8	3.9
4.0	4.1	4.2	4.3	4.4	4.5	4.6	4.7	4.8	4.9

## G BLOCCA PULEGGIA ALBERO MOTORE

VOLVO



**GO** CODE **816**  
 T con 1 pz.  
 kg 0,5 kg



Per ulteriori APPLICAZIONI consultare il **THE TOOLFINDER™**

1.0	1.1	1.2	1.3	1.4	1.5	1.6	1.7	1.8	1.9
2.0	2.1	2.2	2.3	2.4	2.5	2.6	2.7	2.8	2.9
3.0	3.1	3.2	3.3	3.4	3.5	3.6	3.7	3.8	3.9
4.0	4.1	4.2	4.3	4.4	4.5	4.6	4.7	4.8	4.9

## G KIT FASATURA ADATTABILE A MOTORI

VOLVO



**GO** CODE **815**  
 T con 5 pz.  
 kg 0,4 kg

**VOLVO** C30, S40, V50, S80, V70




Per ulteriori APPLICAZIONI consultare il **THE TOOLFINDER™**

1.0	1.1	1.2	1.3	1.4	1.5	1.6	1.7	1.8	1.9
2.0	2.1	2.2	2.3	2.4	2.5	2.6	2.7	2.8	2.9
3.0	3.1	3.2	3.3	3.4	3.5	3.6	3.7	3.8	3.9
4.0	4.1	4.2	4.3	4.4	4.5	4.6	4.7	4.8	4.9

## G KIT FASATURA ADATTABILE A MOTORI

VOLVO



**GO** CODE **814**  
 T con 7 pz.  
 kg 1,6 kg

**VOLVO** C30, S40, S80, V50, V70, C70



Per ulteriori APPLICAZIONI consultare il **THE TOOLFINDER™**

1.0	1.1	1.2	1.3	1.4	1.5	1.6	1.7	1.8	1.9
2.0	2.1	2.2	2.3	2.4	2.5	2.6	2.7	2.8	2.9
3.0	3.1	3.2	3.3	3.4	3.5	3.6	3.7	3.8	3.9
4.0	4.1	4.2	4.3	4.4	4.5	4.6	4.7	4.8	4.9



**G** KIT FASATURA ADATTABILE A MOTORI  
**VOLVO**



**GO** CODE **721**  
T con 25 pz.  
kg 3,2 kg

**VOLVO** S40 / V50



Per ulteriori APPLICAZIONI consultare il THE**TOOL**FINDER™

1.0	1.1	1.2	1.3	1.4	1.5	1.6	1.7	1.8	1.9
2.0	2.1	2.2	2.3	2.4	2.5	2.6	2.7	2.8	2.9
3.0	3.1	3.2	3.3	3.4	3.5	3.6	3.7	3.8	3.9
4.0	4.1	4.2	4.3	4.4	4.5	4.6	4.7	4.8	4.9

**G** KIT FASATURA ADATTABILE A MOTORI  
**GRUPPO VW**



**GO** CODE **745**  
T con 8 pz.  
kg 1 kg

**AUDI** 80, A4, A6, Cabriolet, A4 quattro, A6 quattro, A2, A3, A3 Cabrio, A4 Cabri

**SKODA** Fabia, Octavia/Octavia Tour, Superb, Roomster, Octavia II, Superb II, Fabia II, Praktik

**SEAT** Alhambra, Cordoba, Ibiza, Toledo, Arosa, Leon, Altea/Altea XL


**VW** Golf III, Golf III Cabrio, Golf III Estate, Passat, Sharan, Vento, Caddy, Golf IV Cabrio, Polo, Polo Classic, Bora, Golf IV, Golf IV Estate, Lupo, Beetle, Touran, Transporter T5, Golf Plus, Golf V, Golf V Estate, Jetta, Caddy/Caddy Maxi, Tiguan, Eos, Fox



Per ulteriori APPLICAZIONI consultare il THE**TOOL**FINDER™

1.0	1.1	1.2	1.3	1.4	1.5	1.6	1.7	1.8	1.9
2.0	2.1	2.2	2.3	2.4	2.5	2.6	2.7	2.8	2.9
3.0	3.1	3.2	3.3	3.4	3.5	3.6	3.7	3.8	3.9
4.0	4.1	4.2	4.3	4.4	4.5	4.6	4.7	4.8	4.9

**G** KIT FASATURA ADATTABILE A MOTORI  
**VOLVO**



**GO** CODE **774**  
T con 4 pz.  
kg 1,1 kg

**VOLVO** S40, V40, S70, V70, 850, C70, S80, S60, XC70, Cross Country, XC90



Per ulteriori APPLICAZIONI consultare il THE**TOOL**FINDER™

1.0	1.1	1.2	1.3	1.4	1.5	1.6	1.7	1.8	1.9
2.0	2.1	2.2	2.3	2.4	2.5	2.6	2.7	2.8	2.9
3.0	3.1	3.2	3.3	3.4	3.5	3.6	3.7	3.8	3.9
4.0	4.1	4.2	4.3	4.4	4.5	4.6	4.7	4.8	4.9

**G** KIT FASATURA ADATTABILE A MOTORI  
**GRUPPO VW**



**GO** CODE **757**  
T con 16 pz.  
kg 2,7 kg

**AUDI** A4, A4 quattro, A6, A6 quattro, A8, Cabriolet, Allroad, A2, A3, A4 Cabrio, A3 Cabrio, A4 allroad, A5 Coupe/Cabriolet, A5 Sportback, Q5, A5 Cabriolet, A1, T

**SKODA** Fabia, Octavia/Octavia Tour, Superb, Roomster, Octavia II, Superb II, Fabia II, Praktik, Rapid, Rapid Spaceback, Yeti, Yeti Outdoor

**SEAT** Cordoba, Ibiza, Arosa, Alhambra, Toledo, Leon, Inca, Altea/Altea XL, Exeo

**VW** Passat, Polo, Lupo, LT, Caddy, Golf III, Golf III Cabrio, Golf III Estate, Golf IV Cabrio, Polo Classic, Sharan, Vento, Bora, Golf IV, Golf IV Estate, Transporter T4, Polo Estate, Beetle, Touran, Transporter T5, Golf Plus, Golf V, Golf V Estate, Jetta, Caddy/Caddy Maxi, Tiguan, Eos, Fox, Golf VI, Golf VI Estate, Beetle/Maggiolino, Golf VI Cabrio, Passat CC, Scirocco



Per ulteriori APPLICAZIONI consultare il THE**TOOL**FINDER™

1.0	1.1	1.2	1.3	1.4	1.5	1.6	1.7	1.8	1.9
2.0	2.1	2.2	2.3	2.4	2.5	2.6	2.7	2.8	2.9
3.0	3.1	3.2	3.3	3.4	3.5	3.6	3.7	3.8	3.9
4.0	4.1	4.2	4.3	4.4	4.5	4.6	4.7	4.8	4.9

## G KIT PER INGRANAGGI DISTRIBUZIONE GRUPPO VW | PORSCHE



**GO** CODE **822**

**T** con 15 pz.

**kg** 12 kg

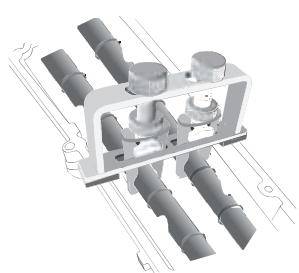
**AUDI** A1/A1 Sportback, A3 Cabrio, A3/A3 Sportback, A4, A4 allroad, A4 Cabrio, A4 quattro, A5 Cabriolet, A5 Coupe, A5 Sportback, A6, A6 quattro, A8, Q3, Q5, Q7, TT

**SKODA** Fabia II, Octavia II, Praktik, Rapid, Rapid Spaceback, Roomster, Superb II, Yeti, Yeti Outdoor

**SEAT** Alhambra, Altea/Altea XL, Exeo, Ibiza, Leon, Toledo

**VW** Amarok, Beetle/Coccinelle/Maggiolino, Caddy/Caddy Maxi, CC, Crafter, Eos, Golf Plus, Golf V Estate, Golf VI, Golf VI Cabrio, Golf VI Estate, Jetta, Passat, Passat Alltrack, Passat CC, Phaeton, Polo, Scirocco, Sharan, Tiguan, Touareg, Touran, Transporter T5, Transporter T6, Transporter T7, Transporter T8, Transporter T9, Transporter T10, Transporter T11, Transporter T12, Transporter T13, Transporter T14

**PORSCHE** Cayenne



Per ulteriori APPLICAZIONI consultare il **THE TOOLFINDER™**

1.0	1.1	1.2	1.3	1.4	1.5	1.6	1.7	1.8	1.9
2.0	2.1	2.2	2.3	2.4	2.5	2.6	2.7	2.8	2.9
3.0	3.1	3.2	3.3	3.4	3.5	3.6	3.7	3.8	3.9
4.0	4.1	4.2	4.3	4.4	4.5	4.6	4.7	4.8	4.9

## G KIT FASATURA ADATTABILE A MOTORI GRUPPO VW



**GO** CODE **755**

**T** con 8 pz.

**kg** 5 kg

**VW** Touareg, Transporter



Per ulteriori APPLICAZIONI consultare il **THE TOOLFINDER™**

1.0	1.1	1.2	1.3	1.4	1.5	1.6	1.7	1.8	1.9
2.0	2.1	2.2	2.3	2.4	2.5	2.6	2.7	2.8	2.9
3.0	3.1	3.2	3.3	3.4	3.5	3.6	3.7	3.8	3.9
4.0	4.1	4.2	4.3	4.4	4.5	4.6	4.7	4.8	4.9

## G KIT FASATURA ADATTABILE A MOTORI GRUPPO VW



**GO** CODE **784**

**T** con 13 pz.

**kg** 1,8 kg

**AUDI** 80, A2, A3, S3, A4, A6, TT

**SKODA** Fabia, Octavia, Octavia II, Superb

**SEAT** Altea, Altea XL, Arosa, Ibiza, Cordoba, Exeo

**VW** Polo, Polo/Classic, Beetle, Caddy, Lupo, Golf, Passat, Touran, Scirocco, Tiguan



Per ulteriori APPLICAZIONI consultare il **THE TOOLFINDER™**

1.0	1.1	1.2	1.3	1.4	1.5	1.6	1.7	1.8	1.9
2.0	2.1	2.2	2.3	2.4	2.5	2.6	2.7	2.8	2.9
3.0	3.1	3.2	3.3	3.4	3.5	3.6	3.7	3.8	3.9
4.0	4.1	4.2	4.3	4.4	4.5	4.6	4.7	4.8	4.9

**G** KIT FASATURA ADATTABILE A MOTORI  
GRUPPO VW



**GO** CODE **704**  
T con 7 pz.  
kg 2,2 kg

- AUDI** A3, A1
- SKODA** Octavia II, Fabia II, Roomster, Rapid, Yeti, Rapid Spaceback, Yeti Outdoor
- SEAT** Cordoba, Ibiza, Toledo
- VW** Polo, Golf V, Touran, Eos, Golf Plus, Jetta, Passat, Golf V Estate, Tiguan, Golf VI, Golf VI Cabrio, Golf VI Estate, Scirocco



Per ulteriori APPLICAZIONI consultare il THE**TOOL**FINDER™

1.0	1.1	1.2	1.3	1.4	1.5	1.6	1.7	1.8	1.9
2.0	2.1	2.2	2.3	2.4	2.5	2.6	2.7	2.8	2.9
3.0	3.1	3.2	3.3	3.4	3.5	3.6	3.7	3.8	3.9
4.0	4.1	4.2	4.3	4.4	4.5	4.6	4.7	4.8	4.9

**G** KIT FASATURA ADATTABILE A MOTORI  
GRUPPO VW



**GO** CODE **759**  
T con 3 pz.  
kg 1,1 kg


- AUDI** A3, A1
- SKODA** Octavia II, Fabia II, Roomster, Rapid, Yeti, Rapid Spaceback, Yeti Outdoor
- SEAT** Cordoba, Ibiza, Toledo
- VW** Polo, Golf V, Touran, Eos, Golf Plus, Jetta, Passat, Golf V Estate, Tiguan, Golf VI, Golf VI Cabrio, Golf VI Estate, Scirocco



Per ulteriori APPLICAZIONI consultare il THE**TOOL**FINDER™

1.0	1.1	1.2	1.3	1.4	1.5	1.6	1.7	1.8	1.9
2.0	2.1	2.2	2.3	2.4	2.5	2.6	2.7	2.8	2.9
3.0	3.1	3.2	3.3	3.4	3.5	3.6	3.7	3.8	3.9
4.0	4.1	4.2	4.3	4.4	4.5	4.6	4.7	4.8	4.9

**G** KIT FASATURA ADATTABILE A MOTORI  
GRUPPO VW



**GO** CODE **753**  
T con 4 pz.  
kg 0,3 kg


- AUDI** A3, A4, A4 quattro, A6, A3 Cabrio, A4 Cabrio
- SKODA** Fabia, Octavia/Octavia Tour, Roomster, Octavia II, Superb II, Fabia II, Superb
- SEAT** Leon, Toledo, Alhambra, Cordoba, Ibiza, Altea/Altea XL
- VW** Bora, Golf IV, Golf IV Estate, Polo, Sharan, Beetle, Touran, Transporter T5, Golf Plus, Golf V, Golf V Estate, Jetta, Caddy/Caddy Maxi, Passat, Tiguan, Eos



Per ulteriori APPLICAZIONI consultare il THE**TOOL**FINDER™

1.0	1.1	1.2	1.3	1.4	1.5	1.6	1.7	1.8	1.9
2.0	2.1	2.2	2.3	2.4	2.5	2.6	2.7	2.8	2.9
3.0	3.1	3.2	3.3	3.4	3.5	3.6	3.7	3.8	3.9
4.0	4.1	4.2	4.3	4.4	4.5	4.6	4.7	4.8	4.9

**G** KIT FASATURA ADATTABILE A MOTORI  
GRUPPO VW



**GO** CODE **767**  
T con 4 pz.  
kg 1,2 kg

- AUDI** A1, A3, A4, A5, A6, A7, A8, Q3, Q5, TT, Q7, S1, S3
- SKODA** Octavia, Superb, Yeti
- SEAT** Altea, Exeo, Ibiza, Leon, Toledo
- VW** Passat, Scirocco, Sharan, Tiguan, Transporter, Transporter T6, Amarok, Beetle, CC, Eos, Polo, Touran, Golf



Per ulteriori APPLICAZIONI consultare il THE**TOOL**FINDER™

1.0	1.1	1.2	1.3	1.4	1.5	1.6	1.7	1.8	1.9
2.0	2.1	2.2	2.3	2.4	2.5	2.6	2.7	2.8	2.9
3.0	3.1	3.2	3.3	3.4	3.5	3.6	3.7	3.8	3.9
4.0	4.1	4.2	4.3	4.4	4.5	4.6	4.7	4.8	4.9

**G** KIT FASATURA ADATTABILE A MOTORI  
GRUPPO VW



**GO** CODE **783**  
T con 18 pz.  
kg 2,7 kg

- AUDI** 80, A2, A3, A3 Cabrio, A4, A4 quattro, A5, A5 Coupe/Cabriolet, A6, A6 quattro, TT, Q5
- SKODA** Fabia, Fabia II, Felicia, Roomster, Octavia, Octavia Tour, Octavia II, Superb, Superb II
- SEAT** Ibiza, Altea, Altea XL, Arosa, Ibiza/Cordoba, Inca, Leon, Toledo, Alhambra, Exeo
- VW** Lupo, Polo, Polo/Classic, Fox, Golf/Bora, Golf/Plus, Jetta, Jetta III, Eos, Beetle, New Beetle, Scirocco, Tiguan, Passat, Passat CC, Touran, Sharan, Caddy, Vento, Caddy Maxi, Golf Estate, Sharan, Transporter



Per ulteriori APPLICAZIONI consultare il **THE TOOLFINDER™**

1.0	1.1	1.2	1.3	1.4	1.5	1.6	1.7	1.8	1.9
2.0	2.1	2.2	2.3	2.4	2.5	2.6	2.7	2.8	2.9
3.0	3.1	3.2	3.3	3.4	3.5	3.6	3.7	3.8	3.9
4.0	4.1	4.2	4.3	4.4	4.5	4.6	4.7	4.8	4.9

**G** KIT FASATURA ADATTABILE A MOTORI  
GRUPPO VW



**GO** CODE **711**  
T con 5 pz.  
kg 1,5 kg


- SKODA** Citigo, Fabia III, Fabia III Estate
- SEAT** Mii, Ibiza
- VW** Up!, Polo



Per ulteriori APPLICAZIONI consultare il **THE TOOLFINDER™**

1.0	1.1	1.2	1.3	1.4	1.5	1.6	1.7	1.8	1.9
2.0	2.1	2.2	2.3	2.4	2.5	2.6	2.7	2.8	2.9
3.0	3.1	3.2	3.3	3.4	3.5	3.6	3.7	3.8	3.9
4.0	4.1	4.2	4.3	4.4	4.5	4.6	4.7	4.8	4.9

**G** KIT FASATURA ADATTABILE A MOTORI  
GRUPPO VW



**GO** CODE **708**  
T con 6 pz.  
kg 1,1 kg


- AUDI** A1, A2, A3, A3 Cabrio, A4
- SKODA** Fabia, Roomster, Octavia, Yeti
- SEAT** Alhambra, Cordoba, Ibiza
- VW** Polo, Caddy, Caddy Maxi, Golf, Golf Plus, Golf Estate



Per ulteriori APPLICAZIONI consultare il **THE TOOLFINDER™**

1.0	1.1	1.2	1.3	1.4	1.5	1.6	1.7	1.8	1.9
2.0	2.1	2.2	2.3	2.4	2.5	2.6	2.7	2.8	2.9
3.0	3.1	3.2	3.3	3.4	3.5	3.6	3.7	3.8	3.9
4.0	4.1	4.2	4.3	4.4	4.5	4.6	4.7	4.8	4.9

**G** KIT FASATURA ADATTABILE A MOTORI  
GRUPPO VW



**GO** CODE **748**  
T con 4 pz.  
kg 0,8 kg

- SKODA** Fabia, Roomster
- SEAT** Ibiza, Cordoba
- VW** Fox, Lupo, Polo



Per ulteriori APPLICAZIONI consultare il **THE TOOLFINDER™**

1.0	1.1	1.2	1.3	1.4	1.5	1.6	1.7	1.8	1.9
2.0	2.1	2.2	2.3	2.4	2.5	2.6	2.7	2.8	2.9
3.0	3.1	3.2	3.3	3.4	3.5	3.6	3.7	3.8	3.9
4.0	4.1	4.2	4.3	4.4	4.5	4.6	4.7	4.8	4.9

**G** KIT FASATURA ADATTABILE A MOTORI  
GRUPPO VW



**GO** CODE **715**  
T con 10 pz.  
kg 1,5 kg

- AUDI** A3 Cabrio, A3 Saloon, A3 Sedan, A3/A3 Sportback, A4, A4 allroad, A4 quattro, A5 Coupe/Cabriolet, A5 Sportback, A6, Q5, TT
- SKODA** Octavia III
- SEAT** Leon, Leon ST
- VW** Golf SV/Sportsvan, Golf VII, Golf VII Estate, Golf VII Wagon, Polo



Per ulteriori APPLICAZIONI consultare il THE**TOOL**FINDER™

1.0	1.1	1.2	1.3	1.4	1.5	1.6	1.7	1.8	1.9
2.0	2.1	2.2	2.3	2.4	2.5	2.6	2.7	2.8	2.9
3.0	3.1	3.2	3.3	3.4	3.5	3.6	3.7	3.8	3.9
4.0	4.1	4.2	4.3	4.4	4.5	4.6	4.7	4.8	4.9

**G** KIT FASATURA ADATTABILE A MOTORI  
GRUPPO VW



**GO** CODE **790**  
T con 7 pz.  
kg 2,3 kg

- AUDI** RS3, TT



Per ulteriori APPLICAZIONI consultare il THE**TOOL**FINDER™

1.0	1.1	1.2	1.3	1.4	1.5	1.6	1.7	1.8	1.9
2.0	2.1	2.2	2.3	2.4	2.5	2.6	2.7	2.8	2.9
3.0	3.1	3.2	3.3	3.4	3.5	3.6	3.7	3.8	3.9
4.0	4.1	4.2	4.3	4.4	4.5	4.6	4.7	4.8	4.9

**G** KIT FASATURA ADATTABILE A MOTORI  
GRUPPO VW



**GO** CODE **717**  
T con 10 pz.  
kg 2,5 kg

- AUDI** A3 Cabrio, A3/A3 Sportback, A4, A4 allroad, A4 quattro, A5 Cabriolet, A5 Coupe, A5 Sportback, A6, Q3, Q5, TT
- SKODA** Octavia II, Superb II
- SEAT** Leon, Altea/Altea XL, Toledo, Alhambra
- VW** Golf VI, Golf VI Cabrio, Golf VI Estate, Jetta, Scirocco, Eos, Passat, Passat Alltrack, Passat CC, Sharan, Tiguan



Per ulteriori APPLICAZIONI consultare il THE**TOOL**FINDER™

1.0	1.1	1.2	1.3	1.4	1.5	1.6	1.7	1.8	1.9
2.0	2.1	2.2	2.3	2.4	2.5	2.6	2.7	2.8	2.9
3.0	3.1	3.2	3.3	3.4	3.5	3.6	3.7	3.8	3.9
4.0	4.1	4.2	4.3	4.4	4.5	4.6	4.7	4.8	4.9

**G** KIT FASATURA ADATTABILE A MOTORI  
GRUPPO VW



**GO** CODE **718**  
T con 11 pz.  
kg 2,5 kg

- AUDI** A4 Cabrio, A4 quattro, A6 allroad, A6 quattro, A8, A4, A6, Q7, A5 Coupe/Cabriolet
- VW** Touareg, Phaeton




Per ulteriori APPLICAZIONI consultare il THE**TOOL**FINDER™

1.0	1.1	1.2	1.3	1.4	1.5	1.6	1.7	1.8	1.9
2.0	2.1	2.2	2.3	2.4	2.5	2.6	2.7	2.8	2.9
3.0	3.1	3.2	3.3	3.4	3.5	3.6	3.7	3.8	3.9
4.0	4.1	4.2	4.3	4.4	4.5	4.6	4.7	4.8	4.9



**G** KIT FASATURA ADATTABILE A MOTORI  
GRUPPO VW | FORD



**GO** CODE **751**

**T** con 4 pz.

**kg** 0,3 kg

**AUDI** A2, A3, A4, A4 quattro, A6, A6 quattro, A3 Cabrio, A4 Cabrio, A4 allroad, A5 Coupe/Cabriolet, A5 Sportback, Q5, A5 Cabriolet, A1, TT, Q3

**SKODA** Fabia, Octavia/Octavia Tour, Superb, Roomster, Octavia II, Superb II, Fabia II, Praktik, Rapid, Rapid Spaceback, Yeti, Yeti Outdoor

**SEAT** Arosa, Cordoba, Ibiza, Alhambra, Leon, Toledo, Altea/Altea XL, Exeo

**VW** Lupo, Polo, Bora, Golf IV, Golf IV Estate, Sharan, Beetle, Passat, Golf Plus, Golf V, Golf V Estate, Jetta, Touran, Caddy/Caddy Maxi, Tiguan, Eos, Fox, Golf VI, Golf VI Estate, Beetle/Maggiolino, Golf VI Cabrio, Passat CC, Scirocco, CC, Passat Alltrack


**FORD** Galaxy



Per ulteriori APPLICAZIONI consultare il **THE TOOLFINDER™**

1.0	1.1	1.2	1.3	1.4	1.5	1.6	1.7	1.8	1.9
2.0	2.1	2.2	2.3	2.4	2.5	2.6	2.7	2.8	2.9
3.0	3.1	3.2	3.3	3.4	3.5	3.6	3.7	3.8	3.9
4.0	4.1	4.2	4.3	4.4	4.5	4.6	4.7	4.8	4.9

**G** KIT FASATURA ADATTABILE A MOTORI  
GRUPPO VW



**GO** CODE **813**

**T** con 3 pz.

**kg** 0,4 kg

**VW** Crafter, Hannover



Per ulteriori APPLICAZIONI consultare il **THE TOOLFINDER™**

1.0	1.1	1.2	1.3	1.4	1.5	1.6	1.7	1.8	1.9
2.0	2.1	2.2	2.3	2.4	2.5	2.6	2.7	2.8	2.9
3.0	3.1	3.2	3.3	3.4	3.5	3.6	3.7	3.8	3.9
4.0	4.1	4.2	4.3	4.4	4.5	4.6	4.7	4.8	4.9

**G** KIT FASATURA ADATTABILE A MOTORI  
GRUPPO VW | FORD



**GO** CODE **705**

**T** con 24 pz.

**kg** 5 kg

**AUDI** 80, A4, A6, Cabriolet, A4 quattro, A6 quattro, A8, A3, Allroad, A2, A4 Cabrio, TT, A3 Cabrio

**SKODA** Octavia/Octavia Tour, Fabia, Superb, Roomster, Octavia II, Superb II, Fabia II, Praktik

**SEAT** Alhambra, Cordoba, Ibiza, Toledo, Arosa, Leon, Inca, Altea/Altea XL

**VW** Golf III, Golf III Cabrio, Golf III Estate, Passat, Sharan, Vento, Polo, Lupo, Caddy, Golf IV Cabrio, Polo Classic, Bora, Golf IV, Golf IV Estate, Polo Estate, Beetle, Fox, Touran, Transporter T5, Golf Plus, Golf V, Golf V Estate, Jetta, Caddy/Caddy Maxi, Tiguan, Eos



Per ulteriori APPLICAZIONI consultare il **THE TOOLFINDER™**

1.0	1.1	1.2	1.3	1.4	1.5	1.6	1.7	1.8	1.9
2.0	2.1	2.2	2.3	2.4	2.5	2.6	2.7	2.8	2.9
3.0	3.1	3.2	3.3	3.4	3.5	3.6	3.7	3.8	3.9
4.0	4.1	4.2	4.3	4.4	4.5	4.6	4.7	4.8	4.9

**G** KIT FASATURA ADATTABILE A MOTORI  
GRUPPO VW



**GO** CODE **785**

**T** con 2 pz.

**kg** 0,3 kg

**AUDI** A1, A1/A1 Sportback, A3, A3 Cabrio

**SKODA** Fabia II, Praktik, Rapid, Rapid Spaceback, Roomster, Octavia II, Yeti, Yeti Outdoor

**SEAT** Ibiza, Toledo, Altea/Altea XL, Leon

**VW** Caddy/Caddy Maxi, Golf Plus, Golf VI, Golf VI Estate, Polo, Beetle/Maggiolino, Golf VI Cabrio, Jetta, Touran



Per ulteriori APPLICAZIONI consultare il **THE TOOLFINDER™**

1.0	1.1	1.2	1.3	1.4	1.5	1.6	1.7	1.8	1.9
2.0	2.1	2.2	2.3	2.4	2.5	2.6	2.7	2.8	2.9
3.0	3.1	3.2	3.3	3.4	3.5	3.6	3.7	3.8	3.9
4.0	4.1	4.2	4.3	4.4	4.5	4.6	4.7	4.8	4.9



**G** KIT FASATURA ADATTABILE A MOTORI  
GRUPPO VW



**GO** CODE **762**  
T con 8 pz.  
kg 2,05 kg

- AUDI** A1, A1 Sportback, A3 Cabrio, A3 Saloon, A3 Sedan, A3, A3 Sportback, Q2, Q3
- SKODA** Fabia III, Fabia III Estate, Octavia III
- SEAT** Alhambra, Ibiza, Leon, Leon ST, Toledo3
- VW** Beetle, Coccinelle, Maggiolino, Caddy, Caddy Maxi, CC, Golf SV, Golf Sportsvan, Golf VI Cabrio, Golf VII, Golf VII Estate, Golf VII Wagon, Jetta, Passat, Polo, Sharan, Tiguan, Touran



Per ulteriori APPLICAZIONI consultare il THE**TOOL**FINDER™

1.0	1.1	1.2	1.3	1.4	1.5	1.6	1.7	1.8	1.9
2.0	2.1	2.2	2.3	2.4	2.5	2.6	2.7	2.8	2.9
3.0	3.1	3.2	3.3	3.4	3.5	3.6	3.7	3.8	3.9
4.0	4.1	4.2	4.3	4.4	4.5	4.6	4.7	4.8	4.9

**G** KIT FASATURA ADATTABILE A MOTORI  
GRUPPO VW



**GO** CODE **716**  
T con 9 pz.  
kg 2,2 kg

- AUDI** A3/A3 Sportback, A4, A4 Cabrio, A4 quattro, A6, S3, TT
- SKODA** Octavia II
- SEAT** Leon, Altea/Altea XL, Toledo, Exeo
- VW** Eos, Golf Plus, Golf V, Golf VI, Golf VI Cabrio, Jetta, Scirocco, Passat, Touran



Per ulteriori APPLICAZIONI consultare il THE**TOOL**FINDER™

1.0	1.1	1.2	1.3	1.4	1.5	1.6	1.7	1.8	1.9
2.0	2.1	2.2	2.3	2.4	2.5	2.6	2.7	2.8	2.9
3.0	3.1	3.2	3.3	3.4	3.5	3.6	3.7	3.8	3.9
4.0	4.1	4.2	4.3	4.4	4.5	4.6	4.7	4.8	4.9

**G** KIT FASATURA ADATTABILE A MOTORI  
GRUPPO VW



**GO** CODE **763**  
T con 3 pz.  
kg 0,3 kg

- AUDI** A4, A4 quattro, A6, Cabriolet, A6 quattro, A3, TT, S3
- SKODA** Octavia/Octavia Tour
- SEAT** Leon, Toledo, Alhambra, Cordoba, Ibiza
- VW** Passat, Bora, Golf IV, Golf IV Estate, Sharan, Beetle

Locking tool for the positioning device of camshaft/tensioner.



Per ulteriori APPLICAZIONI consultare il THE**TOOL**FINDER™

1.0	1.1	1.2	1.3	1.4	1.5	1.6	1.7	1.8	1.9
2.0	2.1	2.2	2.3	2.4	2.5	2.6	2.7	2.8	2.9
3.0	3.1	3.2	3.3	3.4	3.5	3.6	3.7	3.8	3.9
4.0	4.1	4.2	4.3	4.4	4.5	4.6	4.7	4.8	4.9

**G** KIT FASATURA ADATTABILE A MOTORI  
GRUPPO VW



**GO** CODE **714**  
T con 11 pz.  
kg 2,2 kg

- AUDI** A4, A4 allroad, A4 quattro, A5 Coupe/Cabriolet, A5 Sportback, Q5, A6, A5 Cabriolet, A1, A3, A3 Cabrio, TT, Q3
- SKODA** Fabia II, Praktik, Roomster, Rapid, Rapid Spaceback, Octavia II, Superb II, Yeti, Yeti Outdoor
- SEAT** Exeo, Ibiza, Altea/Altea XL, Leon, Toledo, Alhambra
- VW** Transporter T5, Polo, Golf Plus, Golf VI, Golf VI Estate, Jetta, Touran, Beetle/Maggiolino, Golf VI Cabrio, Passat, Passat CC, Tiguan, Eos, Scirocco, Golf V Estate, CC, Passat Alltrack, Sharan, Caddy/Caddy Maxi



Per ulteriori APPLICAZIONI consultare il THE**TOOL**FINDER™

1.0	1.1	1.2	1.3	1.4	1.5	1.6	1.7	1.8	1.9
2.0	2.1	2.2	2.3	2.4	2.5	2.6	2.7	2.8	2.9
3.0	3.1	3.2	3.3	3.4	3.5	3.6	3.7	3.8	3.9
4.0	4.1	4.2	4.3	4.4	4.5	4.6	4.7	4.8	4.9